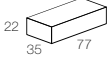


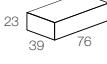

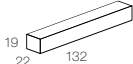

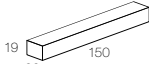




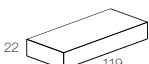












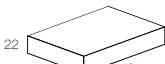








# Alimentatori 500mA IP20




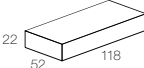






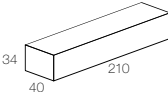













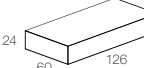















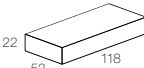








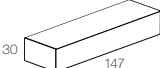








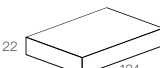








## 500mA LED driver IP20

### ■ NON DIMMERABILI NOT DIMMABLE

IP20	CODE	MIN - MAX LED	V <sub>in</sub>	DIMENSIONS (mm)	CUT-OUT	CERTIFICATIONS
	CC6-F-500-N	1 - 3 LED 2W 1 LED 6W	@230Vac	 22 35 77	 Ø 42	
		1 - 3 LED 2W 1 LED 6W	@110Vac			
	CC10-F-500-NI	1 - 5 LED 2W 1 LED 6W 1 LED 9W	@230Vac	 23 39 76	 Ø 44	
		1 - 3 LED 2W 1 LED 6W	@110Vac			
	CC10-F-500-SI	1 - 6 LED 2W 1 LED 9W	@230Vac	 19 22 132	 Ø 28	
	CC14-F-500-S	1 - 7 LED 2W 1 - 2 LED 6W 1 LED 9W	@230Vac	 19 22 150	 Ø 32	  
		1 - 4 LED 2W 1 - 2 LED 6W	@110Vac			
	CC20-F-500-N	1 - 10 LED 2W 1 - 3 LED 6W 1 - 2 LED 9W 1 LED 18W	@230Vac	 22 52 119	 Ø 55	  
	CC20-F-500-NI	4 - 12 LED 2W 1 - 2 LED 9W 1 LED 18W	@230Vac	 23 38 125	 Ø 42	
	CC25-F-500-NT	7 - 12 LED 2W 2 - 4 LED 6W 1 - 2 LED 9W 1 LED 18W	@230Vac	 30 43 157	 Ø 53	   
	CC50-F-500-N	10 - 22 LED 2W 1 - 5 LED 6W 1 - 3 LED 9W 1 - 2 LED 18W	@230Vac	 22 79 124	 Ø 84	    
		10 - 22 LED 2W 1 - 5 LED 6W 1 - 3 LED 9W 1 - 2 LED 18W	@110Vac			

## DIMMERABILI - MULTIFUNZIONE - PUSH - 1-10

DIMMABLE - MULTIFUNCTION - PUSH - 1-10

IP20	CODE	MIN - MAX LED	Vin	DIMENSIONS (mm)	CUT-OUT	CERTIFICATIONS
  	CC20-M-500-N	@230Vac 1 - 10 LED 2W 1 - 3 LED 6W 1 - 2 LED 9W 1 LED 18W	 22 52 118	 Ø 55	    EAC	
		@110Vac 1 - 7 LED 2W 1 - 3 LED 6W 1 LED 9W 1 LED 18W				
	CC30-M-500-NL	@230Vac 1 - 15 LED 2W 1 - 4 LED 6W 1 - 3 LED 9W 1 LED 18W	 34 40 210	 Ø 54	  	
		@110Vac 1 - 15 LED 2W 1 - 4 LED 6W 1 - 3 LED 9W 1 LED 18W				
  	CC32-M-500-N	@230Vac 1 - 14 LED 2W 1 - 4 LED 6W 1 - 2 LED 9W 1 LED 18W	 21 67 103	 Ø 72	   EAC	
		@110Vac 1 - 8 LED 2W 1 - 2 LED 6W 1 LED 9W				
	CC40-M-500-NR	@230Vac 4 - 18 LED 2W 1 - 4 LED 6W 1 - 3 LED 9W 1 LED 18W	 24 60 126	 Ø 64	 CLASS P	
		@110Vac 4 - 18 LED 2W 1 - 4 LED 6W 1 - 3 LED 9W 1 LED 18W				
  	CC50-M-500-N	@230Vac 10 - 22 LED 2W 1 - 5 LED 6W 1 - 3 LED 9W 1 - 2 LED 18W	 22 79 124	 Ø 84	    EAC 	
		@110Vac 10 - 12 LED 2W 1 - 5 LED 6W 1 - 3 LED 9W 1 - 2 LED 18W				
   <small>DIM-TO-WARM</small>	CC20-A-500-N	@230Vac 2 - 10 LED 2W 1 - 3 LED 6W 1 - 2 LED 9W 1 LED 18W	 22 52 118	 Ø 72	    EAC 	
		@110Vac 2 - 10 LED 2W 1 - 2 LED 6W 1 LED 9W				
  <small>DIM-TO-WARM</small>	CC36-A-500-N	@230Vac 4 - 14 LED 2W 1 - 4 LED 6W 1 - 2 LED 9W 1 LED 18W	 30 44 147	 Ø 54	   EAC 	
   <small>DIM-TO-WARM</small>	CC50-A-500-N	@230Vac 10 - 22 LED 2W 1 - 5 LED 6W 1 - 3 LED 9W 1 - 2 LED 18W	 22 79 124	 Ø 84	    EAC   	
		@110Vac 10 - 22 LED 2W 1 - 5 LED 6W 1 - 3 LED 9W 1 - 2 LED 18W				

POTENZIOMETRO  
POTENTIOMETER

CODE  
POT-M-REG-N




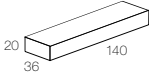


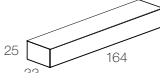



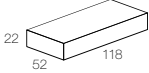






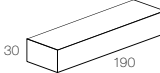














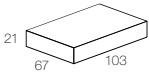






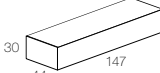















\*Disponibile su richiesta  
Available upon request

# Alimentatori 500mA IP20

## 500mA LED driver IP20

### DIMMERABILI - DALI

#### DIMMABLE - DALI

IP20	CODE	MIN - MAX LED	Vin	DIMENSIONS (mm)	CUT-OUT	CERTIFICATIONS
	CC10-D-500-NI	1 - 6 LED 2W 1 LED 6W 1 LED 9W	@230Vac	 20 140 36	 Ø 40	
	CC25-D-500-NI	1 - 15 LED 2W 1 - 4 LED 6W 1 - 2 LED 9W 1 LED 18W	@230Vac	 25 164 33	 Ø 44	
 	CC20-D-500-N	2 - 10 LED 2W 1 - 3 LED 6W 1 - 2 LED 9W 1 LED 18W	@230Vac	 22 118 52	 Ø 55	  *   * EAC
		2 - 8 LED 2W 1 - 2 LED 6W 1 LED 9W	@110Vac			
	CC20-D-500-NT	7 - 15 LED 2W 2 - 4 LED 6W 2 LED 9W 1 LED 18W	@230Vac	 30 190 43	 Ø 62	   EAC 
	CC30-D-500-NL	1 - 15 LED 2W 1 - 4 LED 6W 1 - 3 LED 9W 1 LED 18W	@230Vac	 34 210 40	 Ø 54	  *  
		1 - 15 LED 2W 1 - 4 LED 6W 1 - 3 LED 9W 1 LED 18W	@110Vac			
 	CC32-D-500-N	2 - 14 LED 2W 1 - 4 LED 6W 1 - 2 LED 9W 1 LED 18W	@230Vac	 21 103 67	 Ø 72	 
		2 - 10 LED 2W 1 - 2 LED 6W 1 LED 9W	@110Vac			
  	CC38-D-500-N	4 - 17 LED 2W 1 - 4 LED 6W 1 LED 18W	@230Vac	 30 147 44	 Ø 54	  * EAC 
   	CC50-D-500-N	10 - 22 LED 2W 1 - 5 LED 6W 1 - 3 LED 9W 1 - 2 LED 18W	@230Vac	 22 124 79	 Ø 84	    * EAC 
		10 - 22 LED 2W 1 - 5 LED 6W 1 - 3 LED 9W 1 - 2 LED 18W	@110Vac			

POTENZIOMETRO  
POTENTIOMETER




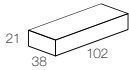




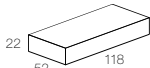






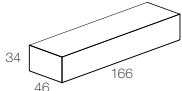




CODE  
POT-M-REG-N



\*Disponibile su richiesta  
Available upon request




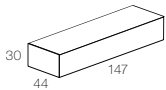





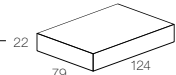




## DIMMERABILI - TAGLIO DI FASE (IGBT - TRIAC)

DIMMABLE - PHASE CUT (IGBT - TRIAC)

IP20	CODE	MIN - MAX LED	Vin	DIMENSIONS (mm)	CUT-OUT	CERTIFICATIONS
   DIMA-TO-HEARM	CC10-C-500-N	3 - 5 LED 2W 1 - 2 LED 6W 1 LED 9W	@230Vac	 21 38 102	 Ø 42	
  DIMA-TO-HEARM	CC20-C-500-N	2 - 12 LED 2W 1 - 3 LED 6W 1 - 2 LED 9W 1 LED 18W	@230Vac	 22 52 118	 Ø 55	  EAC 
 	CC32-C-500-N	1 - 12 LED 2W 1 - 3 LED 6W 1 - 2 LED 9W 1 LED 18W	@230Vac	 34 46 166	 Ø 56	   * EAC



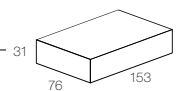



## DIMMERABILI - CASAMBI INTEGRATO

DIMMABLE - CASAMBI INTEGRATED

IP20	CODE	MIN - MAX LED	Vin	DIMENSIONS (mm)	CUT-OUT	CERTIFICATIONS
 CASAMBI   DIMA-TO-HEARM	CC38-B-500-N	4 - 16 LED 2W 1 - 4 LED 6W 1 - 2 LED 9W 1 LED 18W	@230Vac	 30 44 147	 Ø 54	EAC 
   DIMA-TO-HEARM	CC60-B-500-N	10 - 22 LED 2W 1 - 5 LED 6W 1 - 3 LED 9W 1 - 2 LED 18W	@230Vac	 22 79 124	 Ø 84	 C  EAC  SELV 120V
		10 - 22 LED 2W 1 - 5 LED 6W 1 - 3 LED 9W 1 - 2 LED 18W	@110Vac			


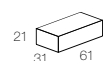


## DIMMERABILI - DMX

DIMMABLE - DMX

IP20	CODE	MIN - MAX LED	Vin	DIMENSIONS (mm)	CUT-OUT	CERTIFICATIONS
 	CC50-X-500-NL	1 - 15 LED 2W 1 - 8 LED 6W 1 - 4 LED 9W 1 - 2 LED 18W 1 - 10 LED 3x2W RGB	@230Vac	 31 76 153	 Ø 84	 C  LISTED
		1 - 15 LED 2W 1 - 8 LED 6W 1 - 4 LED 9W 1 - 2 LED 18W 1 - 10 LED 3x2W RGB	@110Vac			

## NON DIMMERABILI - FISSI - PER BATTERIA

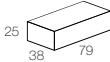

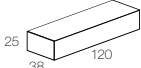

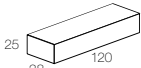

NOT DIMMABLE - FIXED - FOR BATTERY

IP20	CODE	MAX LED	Vin	DIMENSIONS (mm)	CUT-OUT	CERTIFICATIONS
	CC15-F-500-NB	1 - 3 LED 2W 1 LED 6W	12 Vdc	 21 31 61	 Ø 38	EAC 
		1 - 6 LED 2W 1 LED 6W 1 LED 9W	24 Vdc			
		1 - 12 LED 2W 1 - 3 LED 6W 1 - 2 LED 9W	48 Vdc			


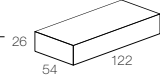


# Alimentatori 500mA IP67

## 500mA LED driver IP67



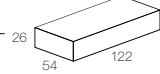



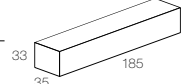

### ■ NON DIMMERABILI NOT DIMMABLE

IP67	CODE	MIN - MAX LED	Vin	DIMENSIONS (mm)	CUT-OUT	CERTIFICATIONS
	CC14-F-500-PI	1 - 9 LED 2W 1 - 2 LED 6W	@230Vac			
	CC20-F-500-PI	1 - 10 LED 2W 1 - 3 LED 6W 1 LED 18W	@230Vac			
	CC30-F-500-PI	9 - 18 LED 2W 3 - 4 LED 6W 1 LED 18W	@230Vac			


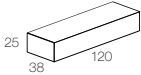

### ■ DIMMERABILI - MULTIFUNZIONE - PUSH - 1-10 DIMMABLE - MULTIFUNCTION - PUSH - 1-10

IP67	CODE	MIN - MAX LED	Vin	DIMENSIONS (mm)	CUT-OUT	CERTIFICATIONS
	CC20-M-500-P	1 - 10 LED 2W 1 - 3 LED 6W 1 LED 18W	@230Vac			
		1 - 8 LED 2W 1 - 2 LED 6W 1 LED 18W	@110Vac			

### ■ DIMMERABILI - DALI DIMMABLE - DALI

IP67	CODE	MIN - MAX LED	Vin	DIMENSIONS (mm)	CUT-OUT	CERTIFICATIONS
 	CC25-D-500-P	1 - 12 LED 2W 1 - 4 LED 6W 1 LED 18W	@230Vac			
		1 - 8 LED 2W 1 - 2 LED 6W	@110Vac			
	CC55-D-500-PI	1 - 14 LED 2W 1 - 4 LED 6W 1 LED 18W	@230Vac			
		1 - 9 LED 2W 1 - 2 LED 6W	@110Vac			

### ■ DIMMERABILI - TAGLIO DI FASE (IGBT - TRIAC) DIMMABLE - PHASE CUT (IGBT - TRIAC)

IP67	CODE	MIN - MAX LED	Vin	DIMENSIONS (mm)	CUT-OUT	CERTIFICATIONS
	CC25-C-500-PI	8 - 13 LED 2W 2 - 4 LED 6W 1 LED 18W	@230Vac			

POTENZIOMETRO  
POTENTIOMETER

CODE  
POT-M-REG-N



# Alimentatori 900mA IP20

## 900mA LED driver IP20

### ■ NON DIMMERABILI NOT DIMMABLE

IP20	CODE	MIN - MAX LED	Vin	DIMENSIONS (mm)	CUT-OUT	CERTIFICATIONS
	CC20-F-900-N	1 - 6 LED 3W	@230Vac	22 52 118	Ø 55	EAC
		1 - 5 LED 3W	@110Vac			
	CC25-F-900-NT	6 - 8 LED 3W	@230Vac	30 43 157	Ø 53	EAC
	CC50-F-900-N	7 - 15 LED 3W 1 LED 35W	@230Vac	22 79 124	Ø 84	EAC SELV 120V
		7 - 13 LED 3W 1 LED 35W	@110Vac			
	CC55-F-900-N	7 - 12 LED 3W 1 LED 35W	@230Vac	30 76 129	Ø 90	EAC
		7 - 12 LED 3W 1 LED 35W	@110Vac			

### ■ DIMMERABILI - MULTIFUNZIONE - PUSH - 1-10 DIMMABLE - MULTIFUNCTION - PUSH - 1-10

IP20	CODE	MIN - MAX LED	Vin	DIMENSIONS (mm)	CUT-OUT	CERTIFICATIONS
0...10V PUSH	CC20-M-900-N	1 - 6 LED 3W	@230Vac	22 52 118	Ø 55	EAC
		1 - 5 LED 3W	@110Vac			
0...10V	CC30-M-900-NL	1 - 10 LED 3W	@230Vac	34 40 210	Ø 54	EAC
		1 - 10 LED 3W	@110Vac			
0...10V PUSH	CC32-M-900-N	1 - 6 LED 3W	@230Vac	21 67 103	Ø 72	EAC
		1 - 5 LED 3W	@110Vac			
0...10V	CC40-M-900-NR	4 - 12 LED 3W 1 LED 35W	@230Vac	24 60 126	Ø 64	UL LISTED CLASS P
		4 - 12 LED 3W 1 LED 35W	@110Vac			
0...10V PUSH	CC50-M-900-N	7 - 18 LED 3W 1 LED 35W	@230Vac	22 79 124	Ø 84	EAC SELV 120V
		7 - 13 LED 3W 1 LED 35W	@110Vac			
0...10V	CC50-M-900-NL	7 - 15 LED 3W 1 LED 35W	@230Vac	31 77 153	Ø 84	EAC
		7 - 13 LED 3W 1 LED 35W	@110Vac			

POTENZIOMETRO  
POTENTIOMETER

CODE  
POT-M-REG-N



\*Disponibile su richiesta  
Available upon request

## DIMMERABILI - DALI

### DIMMABLE - DALI

IP20	CODE	MIN - MAX LED	Vin	DIMENSIONS (mm)	CUT-OUT	CERTIFICATIONS
	CC20-D-900-NT	6 - 8 LED 3W	@230Vac		Ø 53	
	CC25-D-900-NI	6 - 8 LED 3W	@230Vac		Ø 44	
	CC30-D-900-NL	1 - 15 LED 3W 1 - 15 LED 3W	@230Vac @110Vac		Ø 54	
 	CC38-D-900-N	3 - 12 LED 3W 1 LED 35W 3 - 12 LED 3W 1 LED 35W	@230Vac @110Vac		Ø 54	
  	CC50-D-900-N	7 - 18 LED 3W 1 LED 35W 7 - 13 LED 3W 1 LED 35W	@230Vac @110Vac		Ø 84	
	CC50-D-900-NL	1 - 15 LED 3W 1 LED 35W 1 - 15 LED 3W 1 LED 35W	@230Vac @110Vac		Ø 84	

## DIMMERABILI - TAGLIO DI FASE (IGBT - TRIAC)

### DIMMABLE - PHASE CUT (IGBT - TRIAC)

IP20	CODE	MIN - MAX LED	Vin	DIMENSIONS (mm)	CUT-OUT	CERTIFICATIONS
 	CC20-C-900-N	2 - 6 LED 3W	@230Vac		Ø 55	

## DIMMERABILI - CASAMBI INTEGRATO

### DIMMABLE - CASAMBI INTEGRATED

IP20	CODE	MIN - MAX LED	Vin	DIMENSIONS (mm)	CUT-OUT	CERTIFICATIONS
 	CC38-B-900-N	3 - 12 LED 3W	@230Vac		Ø 54	
 	CC60-B-900-N	7 - 18 LED 3W 1 LED 35W 7 - 13 LED 3W 1 LED 35W	@230Vac @110Vac		Ø 84	

POTENZIOMETRO  
POTENTIOMETER

CODE  
POT-M-REG-N




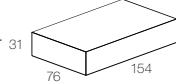



\*Disponibile su richiesta  
Available upon request

## Alimentatori 900mA IP20

### 900mA LED driver IP20

#### DIMMERABILI - DMX

##### DIMMABLE - DMX


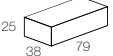

IP20	CODE	MIN - MAX LED	Vin	DIMENSIONS (mm)	CUT-OUT	CERTIFICATIONS
	CC50-X-900-NL	1 - 15 LED 3W 1 LED 35W	@230Vac		 Ø 84	 
		1 - 15 LED 3W 1 LED 35W	@110Vac			

## Alimentatori 900mA IP67

### 900mA LED driver IP67




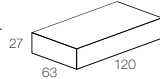



#### NON DIMMERABILI

##### NOT DIMMABLE

IP67	CODE	MIN - MAX LED	Vin	DIMENSIONS (mm)	CUT-OUT	CERTIFICATIONS
	CC14-F-900-PI	1 - 4 LED 3W	@230Vac		 Ø 44	



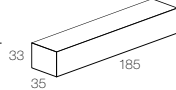

#### DIMMERABILI - MULTIFUNZIONE - PUSH - 1-10

##### DIMMABLE - MULTIFUNCTION - PUSH - 1-10

IP67	CODE	MIN - MAX LED	Vin	DIMENSIONS (mm)	CUT-OUT	CERTIFICATIONS
  	CC20-M-900-P	1 - 6 LED 3W	@230Vac		 Ø 70	 
		1 - 5 LED 3W	@110Vac			

#### DIMMERABILI - DALI

##### DIMMABLE - DALI

IP67	CODE	MIN - MAX LED	Vin	DIMENSIONS (mm)	CUT-OUT	CERTIFICATIONS
 	CC55-D-900-PI	1 - 15 LED 3W	@230Vac		 Ø 48	
		1 - 8 LED 3W	@110Vac			

POTENZIOMETRO  
POTENTIOMETER

CODE  
POT-M-REG-N

