













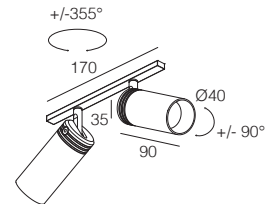
## TONO B 48V DOUBLE

-  IP40
-  Class III
-  Binario a parete, soffitto  
Wall, ceiling mounting track
-  Collegare a binario a bassa tensione 48Vdc  
Connect to 48Vdc low voltage track
-  265 gr
-  Altamente riciclabile  
Highly recyclable















### ■ TONO B 48V DOUBLE

	3W x 2 48Vdc	6W x 2 48Vdc	9W x 2 48Vdc	Finiture Finish	Colore LED LED Colour
Lumen Output 3000K	250lm x 2	500lm x 2	650lm x 2		
 3° Lens	7T4174._ _			 7 Bianco - White	 Y 2700K
 10° Lens		734175._ _	734176._ _	 B Bronzo Scuro Dark Bronze	 6 3000K
 30° Lens		764175._ _	764176._ _	 H Nero - Black	 W 3000K CRI > 90
 50° Lens		7D4175._ _	7D4176._ _		 J 3500K
					 9 4000K



### ■ TONO B 48V DOUBLE

CON NIDO D'APE - WITH HEX LOUVER

	3W x 2 48Vdc	6W x 2 48Vdc	9W x 2 48Vdc	Finiture Finish	Colore LED LED Colour
Lumen Output 3000K	250lm x 2	500lm x 2	650lm x 2		
 3° Lens	7T4177._ _			 7 Bianco - White	 Y 2700K
 10° Lens		734178._ _	734179._ _	 B Bronzo Scuro Dark Bronze	 6 3000K
 30° Lens		764178._ _	764179._ _	 H Nero - Black	 W 3000K CRI > 90
 50° Lens		7D4178._ _	7D4179._ _		 J 3500K
					 9 4000K

ALIMENTATORI CONSIGLIATI (non inclusi)  
SUGGESTED DRIVERS (not included)

48Vdc CV70-F-48-N



Micro Binari 48Vdc  
48Vdc Micro Track

\* Prevedere 1 indirizzo DALI  
per ogni Tono B 48V Double  
Please consider 1 DALI address  
for each Tono B 48V Double

EXAMPLE CODE COMPOSITION  
123456.

