






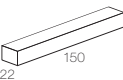





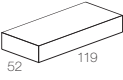





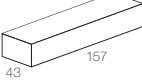















Alimentatori 500mA IP20

500mA LED driver IP20

■ **NON DIMMERABILI**
NOT DIMMABLE


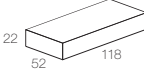


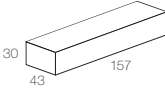


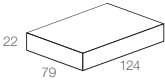


 IP20	CODE	MIN - MAX LED	Vin	DIMENSIONS (mm)	CUT-OUT	CERTIFICATIONS
	CC6-F-500-N	1 - 3 LED 2W 1 LED 6W	@230Vac	 22 35 77	 Ø 42	 * 
		1 - 3 LED 2W 1 LED 6W	@110Vac			
	CC10-F-500-NI	1 - 5 LED 2W 1 LED 6W	@230Vac	 23 39 76	 Ø 44	
		1 - 3 LED 2W 1 LED 6W	@110Vac			
	CC14-F-500-S	1 - 7 LED 2W 1 - 2 LED 6W	@230Vac	 19 22 150	 Ø 32	   * 
		1 - 4 LED 2W 1 - 2 LED 6W	@110Vac			
	CC20-F-500-N	1 - 10 LED 2W 1 - 3 LED 6W 1 LED 18W	@230Vac	 22 52 119	 Ø 55	   * 
	CC25-F-500-NT	7 - 12 LED 2W 2 - 4 LED 6W 1 LED 18W	@230Vac	 30 43 157	 Ø 45	   
	CC50-F-500-N	10 - 22 LED 2W 1 - 5 LED 6W 1 - 2 LED 18W	@230Vac	 22 79 124	 Ø 84	    *  
		10 - 22 LED 2W 1 - 5 LED 6W 1 - 2 LED 18W	@110Vac			

*Disponibile su richiesta
Available upon request





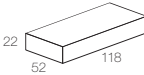


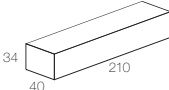





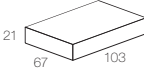


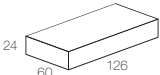





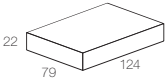








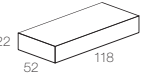


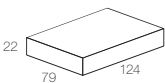


Alimentatori 700mA IP20

700mA LED driver IP20

■ **NON DIMMERABILI**
NOT DIMMABLE

 IP20	CODE	MIN - MAX LED	Vin	DIMENSIONS (mm)	CUT-OUT	CERTIFICATIONS
	CC20-F-700-N	1 - 9 LED 2W 1 - 2 LED 9W	@230Vac			
	CC25-F-700-NT	7 - 11 LED 2W 2 LED 9W 1 LED 25W	@230Vac			
	CC50-F-700-N	10 - 22 LED 2W 1 - 5 LED 9W 1 - 2 LED 25W 10 - 12 LED 2W 1 - 3 LED 9W 1 LED 25W	@230Vac @110Vac			

■ **DIMMERABILI - MULTIFUNZIONE - PUSH - 1-10**
DIMMABLE - MULTIFUNCTION - PUSH - 1-10

 IP20	CODE	MIN - MAX LED	Vin	DIMENSIONS (mm)	CUT-OUT	CERTIFICATIONS
  	CC20-M-700-N	1 - 9 LED 2W 1 - 2 LED 9W 1 - 4 LED 2W 1 LED 9W	@230Vac @110Vac			
	CC30-M-700-NL	1 - 12 LED 2W 1 - 3 LED 9W 1 LED 25W 1 - 12 LED 2W 1 - 3 LED 9W 1 LED 25W	@230Vac @110Vac			
  	CC32-M-700-N	1 - 14 LED 2W 1 - 3 LED 9W 1 LED 25W 1 - 7 LED 2W 1 LED 9W	@230Vac @110Vac			
	CC40-M-700-NR	4 - 17 LED 2W 1 - 4 LED 9W 1 LED 25W 4 - 17 LED 2W 1 - 4 LED 9W 1 LED 25W	@230Vac @110Vac			
  	CC50-M-700-N	10 - 22 LED 2W 1 - 5 LED 9W 1 - 2 LED 25W 10 - 12 LED 2W 1 - 3 LED 9W 1 LED 25W	@230Vac @110Vac			
	CC50-M-700-NL	1 - 17 LED 2W 1 - 4 LED 9W 1 LED 25W 1 - 17 LED 2W 1 - 4 LED 9W 1 LED 25W	@230Vac @110Vac			
  	CC36-A-700-N	4 - 15 LED 2W 1 - 4 LED 9W 1 LED 25W	@230Vac			
	CC50-A-700-N	10 - 22 LED 2W 1 - 5 LED 9W 1 - 2 LED 25W 10 - 12 LED 2W 1 - 3 LED 9W 1 LED 25W	@230Vac @110Vac			

POTENZIOMETRO
POTENTIOMETER

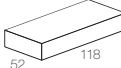


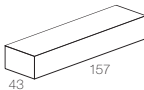




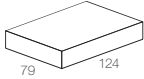






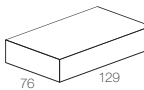


CODE
POT-M-REG-N




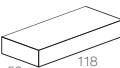





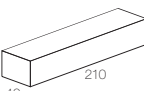







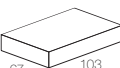







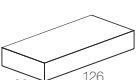





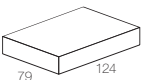
















Alimentatori 900mA IP20

900mA LED driver IP20

■ **NON DIMMERABILI**
NOT DIMMABLE

CODE	MIN - MAX LED	Vin	DIMENSIONS (mm)	CUT-OUT	CERTIFICATIONS
CC20-F-900-N	1 - 6 LED 3W	@230Vac	 22 52 118	 Ø 55	 ERC
	1 - 5 LED 3W	@110Vac			
CC25-F-900-NT	6 - 8 LED 3W	@230Vac	 30 43 157	 Ø 45	  ERC 
CC50-F-900-N	7 - 15 LED 3W 1 LED 35W	@230Vac	 22 79 124	 Ø 84	    ERC 
	7 - 13 LED 3W 1 LED 35W	@110Vac			
CC55-F-900-N	7 - 12 LED 3W 1 LED 35W	@230Vac	 30 76 129	 Ø90	 ERC
	7 - 12 LED 3W 1 LED 35W	@110Vac			

■ **DIMMERABILI - MULTIFUNZIONE - PUSH - 1-10**
DIMMABLE - MULTIFUNCTION - PUSH - 1-10

 IP20	CODE	MIN - MAX LED	Vin	DIMENSIONS (mm)	CUT-OUT	CERTIFICATIONS
	CC20-M-900-N	1 - 6 LED 3W	@230Vac		 Ø 55	  *   * ERC
		1 - 5 LED 3W	@110Vac			
	CC30-M-900-NL	1 - 10 LED 3W	@230Vac		 Ø 54	  
		1 - 10 LED 3W	@110Vac			
  	CC32-M-900-N	1 - 6 LED 3W	@230Vac		 Ø 72	  *  ERC
		1 - 5 LED 3W	@110Vac			
  	CC40-M-900-NR	4 - 12 LED 3W 1 LED 35W	@230Vac		 Ø 64	 CLASS P
		4 - 12 LED 3W 1 LED 35W	@110Vac			
  	CC50-M-900-N	7 - 18 LED 3W 1 LED 35W	@230Vac		 Ø 84	  *   * ERC 
		7 - 13 LED 3W 1 LED 35W	@110Vac			
 	CC50-M-900-NL	7 - 15 LED 3W 1 LED 35W	@230Vac		 Ø 84	  *   * 
		7 - 13 LED 3W 1 LED 35W	@110Vac			

POTENZIOMETRO
POTENTIOMETER

CODE
POT-M-REG-N




*Disponibile su richiesta
Available upon request