





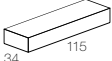





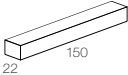





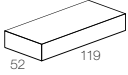





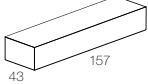





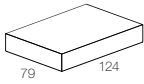









Alimentatori 350mA IP20

350mA LED driver IP20









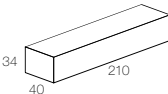





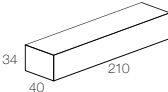














































■ **NON DIMMERABILI**
NOT DIMMABLE

|  IP20 | CODE | MIN - MAX LED | Vin | DIMENSIONS (mm) | CUT-OUT | CERTIFICATIONS |
|--|------|---|---------|--|---|---|
| | | | | | | |
| CC6-F-350-N | | 1 - 6 LED 1W 1 LED 4W 1 LED ZOOM | @230Vac |  22 35 77 |  Ø 42 |   *  |
| | | 1 - 6 LED 1W 1 LED 4W 1 LED ZOOM | @110Vac | | | |
| CC14-F-350N | | 1 - 13 LED 1W 1 - 4 LED 4W 1 - 3 LED ZOOM 1 LED 12W | @230Vac |  19 34 115 |  Ø 40 |     * |
| | | 1 - 9 LED 1W 1 - 2 LED 4W 1 - 2 LED ZOOM | @110Vac | | | |
| CC15-F-350-S | | 1 - 13 LED 1W 1 - 3 LED 4W 1 - 3 LED ZOOM 1 LED 12W | @230Vac |  19 22 150 |  Ø 32 |    *  |
| | | 1 - 5 LED 1W 1 LED 4W 1 LED ZOOM | @110Vac | | | |
| CC20-F-350-N | | 1 - 16 LED 1W 1 - 5 LED 4W 1 - 4 LED ZOOM 1 LED 12W | @230Vac |  22 52 119 |  Ø 55 |    *  |
| CC25-F-350-NT | | 7 - 16 LED 1W 3 - 5 LED 4W 2 - 4 LED ZOOM 1 LED 12W | @230Vac |  30 43 157 |  Ø 53 |     |
| CC50-F-350-N | | 10 - 23 LED 1W 1 - 8 LED 4W 1 - 6 LED ZOOM 1 - 2 LED 12W | @230Vac |  22 79 124 |  Ø 84 |     *   |
| | | 10 - 23 LED 1W 1 - 8 LED 4W 1 - 6 LED ZOOM 1 - 2 LED 12W | @110Vac | | | |

*Disponibile su richiesta
Available upon request

■ DIMMERABILI - MULTIFUNZIONE - PUSH - 1-10




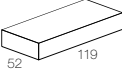





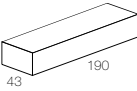







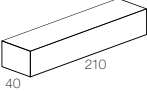







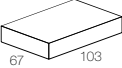
















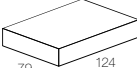







DIMMABLE - MULTIFUNCTION - PUSH - 1-10

|  IP20  0-10V  PUSH  | CODE | MIN - MAX LED | Vin | DIMENSIONS (mm) | CUT-OUT | CERTIFICATIONS |
|--|---------------|--|---------|--|--|---|
| | | | | | | |
|  0-10V  PUSH  | CC20-M-350-N | 1 - 14 LED 1W 1 - 4 LED 4W 1 - 3 LED ZOOM 1 LED 12W | @230Vac |  22 52 119 |  Ø 55 |   *   * EAC |
| | | 1 - 14 LED 1W 1 - 4 LED 4W 1 - 3 LED ZOOM 1 LED 12W | @110Vac | | | |
|  0-10V | CC30-M-350-NL | 1 - 18 LED 1W 1 - 6 LED 4W 1 - 4 LED ZOOM 1 LED 12W | @230Vac |  34 40 210 |  Ø 54 |    |
| | | 1 - 18 LED 1W 1 - 6 LED 4W 1 - 4 LED ZOOM 1 LED 12W | @110Vac | | | |
|  0-10V  PUSH  | CC32-M-350-N | 4 - 17 LED 1W 2 - 5 LED 4W 1 - 4 LED ZOOM 1 LED 12W | @230Vac |  21 67 103 |  Ø 72 |   *  EAC |
| | | 4 - 14 LED 1W 2 - 3 LED 4W 1 - 3 LED ZOOM 1 LED 12W | @110Vac | | | |
|  0-10V | CC40-M-350-NR | 4 - 18 LED 1W 2 - 6 LED 4W 1 - 4 LED ZOOM 1 LED 12W | @230Vac |  24 60 126 |  Ø 64 |  CLASS P LISTED |
| | | 4 - 18 LED 1W 2 - 6 LED 4W 1 - 4 LED ZOOM 1 LED 12W | @110Vac | | | |
|  0-10V  PUSH  | CC50-M-350-N | 10 - 23 LED 1W 1 - 8 LED 4W 1 - 6 LED ZOOM 1 - 2 LED 12W | @230Vac |  22 79 124 |  Ø 84 |   *   * EAC  |
| | | 10 - 23 LED 1W 1 - 8 LED 4W 1 - 6 LED ZOOM 1 - 2 LED 12W | @110Vac | | | |
|  0-10V  PUSH  DIM-TO-WARM | CC20-A-350-N | 5 - 16 LED 1W 2 - 4 LED 4W 2 - 4 LED ZOOM 1 LED 12W (DimToWarm) | @230Vac |  22 52 119 |  Ø 72 |   *   * EAC  |
| | | 5 - 15 LED 1W 2 - 3 LED 4W 2 - 3 LED ZOOM 1 LED 12W (DimToWarm) | @110Vac | | | |
|  0-10V  PUSH  DIM-TO-WARM | CC50-A-350-N | 10 - 23 LED 1W 1 - 8 LED 4W 1 - 6 LED ZOOM 1 - 2 LED 12W (DimToWarm) | @230Vac |  22 79 124 |  Ø 84 |     * EAC  |
| | | 10 - 23 LED 1W 1 - 8 LED 4W 1 - 6 LED ZOOM 1 - 2 LED 12W (DimToWarm) | @110Vac | | | |





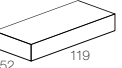






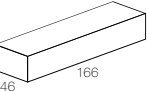




POTENZIOMETRO
POTENTIOMETERCODE
POT-M-REG-N*Disponibile su richiesta
Available upon request

Alimentatori 350mA IP20
350mA LED driver IP20

DIMMERABILI - DALI
DIMMABLE - DALI

|  IP20 | CODE | MIN - MAX LED | Vin | DIMENSIONS (mm) | CUT-OUT | CERTIFICATIONS |
|--|---------------|---|---------|--|---|---|
|   | CC20-D-350-N | 4 - 14 LED 1W 1 - 4 LED 4W 1 - 3 LED ZOOM 1 LED 12W | @230Vac |  22 52 119 |  Ø 55 |    EAC |
| | | 4 - 14 LED 1W 1 - 4 LED 4W 1 - 3 LED ZOOM 1 LED 12W | @110Vac | | | |
|  | CC20-D-350-NT | 7 - 16 LED 1W 3 - 5 LED 4W 2 - 4 LED ZOOM 1 LED 12W | @230Vac |  30 43 190 |  Ø 62 |    EAC  |
|   | CC30-D-350-NL | 1 - 18 LED 1W 1 - 6 LED 4W 1 - 4 LED ZOOM 1 LED 12W | @230Vac |  34 40 210 |  Ø 54 |     |
| | | 1 - 18 LED 1W 1 - 6 LED 4W 1 - 4 LED ZOOM 1 LED 12W | @110Vac | | | |
|   | CC32-D-350-N | 2 - 16 LED 1W 1 - 4 LED 4W 1 - 4 LED ZOOM 1 LED 12W | @230Vac |  21 67 103 |  Ø 72 |    EAC |
| | | 2 - 14 LED 1W 1 - 3 LED 4W 1 - 3 LED ZOOM 1 LED 12W | @110Vac | | | |
|     | CC38-D-350-N | 4 - 18 LED 1W 2 - 5 LED 4W 1 - 4 LED ZOOM 1 LED 12W | @230Vac |  30 44 147 |  Ø 54 |   EAC  |
| | | 10 - 23 LED 1W 1 - 8 LED 4W 1 - 6 LED ZOOM 1 - 2 LED 12W | @230Vac | | | |
|     | CC50-D-350-N | 10 - 23 LED 1W 1 - 8 LED 4W 1 - 6 LED ZOOM 1 - 2 LED 12W | @230Vac |  22 79 124 |  Ø 84 |     EAC  |
| | | 10 - 23 LED 1W 1 - 8 LED 4W 1 - 6 LED ZOOM 1 - 2 LED 12W | @110Vac | | | |

DIMMERABILI - TAGLIO DI FASE (IGBT - TRIAC)
DIMMABLE - PHASE CUT (IGBT - TRIAC)

|  IP20 | CODE | MIN - MAX LED | Vin | DIMENSIONS (mm) | CUT-OUT | CERTIFICATIONS |
|---|--------------|--|---------|--|---|---|
|    | CC18-C-350-N | 9 - 17 LED 1W 3 - 5 LED 4W 2 - 4 LED ZOOM 1 LED 12W | @230Vac |  22 52 119 |  Ø 55 |   EAC  |
| | | 1 - 15 LED 1W 1 - 5 LED 4W 1 - 3 LED ZOOM 1 LED 12W | @230Vac | | | |
|   | CC32-C-350-N | 1 - 15 LED 1W 1 - 5 LED 4W 1 - 3 LED ZOOM 1 LED 12W | @230Vac |  34 46 166 |  Ø 56 |    EAC |

POTENZIOMETRO
POTENTIOMETER




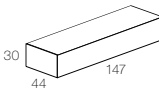

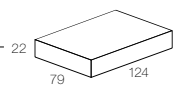







CODE
POT-M-REG-N



*Disponibile su richiesta
Available upon request



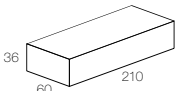


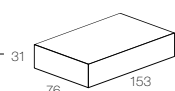




DIMMERABILI - CASAMBI INTEGRATO

DIMMABLE - CASAMBI INTEGRATED

| IP20 | CODE | MIN - MAX LED | Vin | DIMENSIONS (mm) | CUT-OUT | CERTIFICATIONS |
|---|--------------|---|---------|---|--|---|
| CASAMBI   | CC38-B-350-N | 4 - 18 LED 1W 2 - 5 LED 4W 1 - 4 LED ZOOM 1 LED 12W | @230Vac |  |  Ø 54 |  |
| | CC60-B-350-N | 10 - 23 LED 1W 1 - 8 LED 4W 1 - 6 LED ZOOM 1 - 2 LED 12W | @230Vac |  |  Ø 84 |     |
| CASAMBI   | | 10 - 23 LED 1W 1 - 8 LED 4W 1 - 6 LED ZOOM 1 - 2 LED 12W | @110Vac | | | |





DIMMERABILI - DMX

DIMMABLE - DMX

| IP20 | CODE | MIN - MAX LED | Vin | DIMENSIONS (mm) | CUT-OUT | CERTIFICATIONS |
|--|---------------|---|---------|---|--|---|
|   | CC36-X-350-N | 1 - 30 LED 1W 1 - 9 LED 4W 1 - 9 LED ZOOM 1 - 3 LED 12W 1 - 10 LED 3x1W RGB | @230Vac |  |  Ø 70 |  |
| | CC50-X-350-NL | 1 - 40 LED 1W 1 - 12 LED 4W 1 - 12 LED ZOOM 1 - 4 LED 12W 1 - 16 LED 3x1W RGB | @230Vac |  |  Ø 84 |   |
|  | | 1 - 40 LED 1W 1 - 4 LED 4W 1 - 4 LED ZOOM 1 LED 12W 1 - 16 LED 3x1W RGB | @110Vac | | | |

NON DIMMERABILI - FISSI - PER BATTERIA

NOT DIMMABLE - FIXED - FOR BATTERY


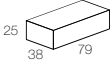

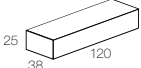

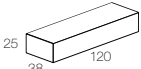

| IP20 | CODE | MAX LED | Vin | DIMENSIONS (mm) | CUT-OUT | CERTIFICATIONS |
|------|---------------|---|--------|---|--|---|
| | CC10-F-350-NB | 1 - 3 LED 1W 1 LED 4W 1 LED ZOOM | 12 Vdc |  |  Ø 38 |   |
| | | 1 - 6 LED 1W 1 - 2 LED 4W 1 LED ZOOM | 24 Vdc | | | |
| | | 1 - 12 LED 1W 1 - 4 LED 4W 1 - 3 LED ZOOM | 48 Vdc | | | |

Alimentatori 350mA IP67

350mA LED driver IP67



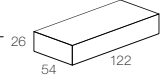


NON DIMMERABILI

NOT DIMMABLE

|  IP67 | CODE | MIN - MAX LED | Vin | DIMENSIONS (mm) | CUT-OUT | CERTIFICATIONS |
|--|---------------|---|---------|---|---|----------------|
| | CC14-F-350-PI | 1 - 13 LED 1W 1 - 4 LED 4W 1 LED 12W | @230Vac |  |  Ø 44 | |
| | CC15-F-350-PI | 1 - 14 LED 1W 1 - 4 LED 4W 1 LED 12W | @230Vac |  |  Ø 44 | |
| | CC20-F-350-PI | 10 - 18 LED 1W 3 - 5 LED 4W 1 LED 12W | @230Vac |  |  Ø 44 | |




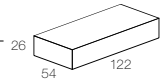




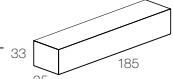

DIMMERABILI - MULTIFUNZIONE - PUSH - 1-10

DIMMABLE - MULTIFUNCTION - PUSH - 1-10

|  IP67 | CODE | MIN - MAX LED | Vin | DIMENSIONS (mm) | CUT-OUT | CERTIFICATIONS |
|--|--------------|--|---------|---|---|---|
|  | CC16-M-350-P | 1 - 15 LED 1W 1 - 4 LED 4W 1 LED 12W | @230Vac |  |  Ø 60 |  EAC |
| | | 1 - 14 LED 1W 1 - 3 LED 4W 1 LED 12W | @110Vac | | | |



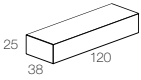

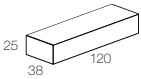

DIMMERABILI - DALI

DIMMABLE - DALI

|  IP67 | CODE | MIN - MAX LED | Vin | DIMENSIONS (mm) | CUT-OUT | CERTIFICATIONS |
|--|---------------|--|---------|---|---|---|
|   | CC20-D-350-P | 1 - 16 LED 1W 1 - 5 LED 4W 1 LED 12W | @230Vac |  |  Ø 60 |  EAC  |
| | | 1 - 12 LED 1W 1 - 4 LED 4W 1 LED 12W | @110Vac | | | |
|  | CC55-D-350-PI | 1 - 18 LED 1W 1 - 5 LED 4W 1 LED 12W | @230Vac |  |  Ø 48 | |
| | | 1 - 9 LED 1W 1 - 3 LED 4W | @110Vac | | | |

DIMMERABILI - TAGLIO DI FASE (IGBT - TRIAC)










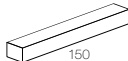





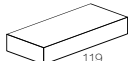





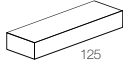







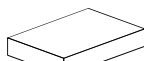







DIMMABLE - PHASE CUT (IGBT - TRIAC)

|  IP67 | CODE | MIN - MAX LED | Vin | DIMENSIONS (mm) | CUT-OUT | CERTIFICATIONS |
|--|---------------|---|---------|---|---|----------------|
|  | CC10-C-350-PI | 7 - 10 LED 1W | @230Vac |  |  Ø 44 | |
| | CC25-C-350-PI | 15 - 23 LED 1W 5 - 7 LED 4W 1 - 2 LED 12W | @230Vac |  |  Ø 44 | |

Alimentatori 500mA IP20

500mA LED driver IP20




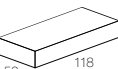






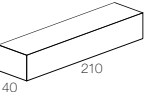







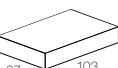





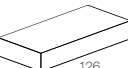
























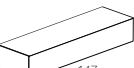








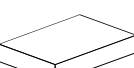






■ **NON DIMMERABILI**
NOT DIMMABLE

|  IP20 | CODE | MIN - MAX LED | Vin | DIMENSIONS (mm) | CUT-OUT | CERTIFICATIONS |
|--|---------------|---|---------|--|---|---|
| | CC6-F-500-N | 1 - 3 LED 2W 1 LED 6W | @230Vac |  22 35 77 |  Ø 42 |  *  |
| | | 1 - 3 LED 2W 1 LED 6W | @110Vac | | | |
| | CC10-F-500-NI | 1 - 5 LED 2W 1 LED 6W 1 LED 9W | @230Vac |  23 39 76 |  Ø 44 | |
| | | 1 - 3 LED 2W 1 LED 6W | @110Vac | | | |
| | CC10-F-500-SI | 1 - 6 LED 2W 1 LED 9W | @230Vac |  19 22 132 |  Ø 28 | |
| | CC14-F-500-S | 1 - 7 LED 2W 1 - 2 LED 6W 1 LED 9W | @230Vac |  19 22 150 |  Ø 32 |    *  |
| | | 1 - 4 LED 2W 1 - 2 LED 6W | @110Vac | | | |
| | CC20-F-500-N | 1 - 10 LED 2W 1 - 3 LED 6W 1 - 2 LED 9W 1 LED 18W | @230Vac |  22 52 119 |  Ø 55 |    *  |
| | CC20-F-500-NI | 4 - 12 LED 2W 1 - 2 LED 9W 1 LED 18W | @230Vac |  23 38 125 |  Ø 42 | |
| | CC25-F-500-NT | 7 - 12 LED 2W 2 - 4 LED 6W 1 - 2 LED 9W 1 LED 18W | @230Vac |  30 43 157 |  Ø 53 |     |
| | CC50-F-500-N | 10 - 22 LED 2W 1 - 5 LED 6W 1 - 3 LED 9W 1 - 2 LED 18W | @230Vac |  22 79 124 |  Ø 84 |     *   |
| | | 10 - 22 LED 2W 1 - 5 LED 6W 1 - 3 LED 9W 1 - 2 LED 18W | @110Vac | | | |

*Disponibile su richiesta
Available upon request

DIMMERABILI - MULTIFUNZIONE - PUSH - 1-10

DIMMABLE - MULTIFUNCTION - PUSH - 1-10

| IP20 | CODE | MIN - MAX LED | Vin | DIMENSIONS (mm) | CUT-OUT | CERTIFICATIONS |
|---|---------------|---|---------|--|--|---|
|    | CC20-M-500-N | 1 - 10 LED 2W 1 - 3 LED 6W 1 - 2 LED 9W 1 LED 18W | @230Vac |  22 52 118 |  Ø 55 |   *   * EAC |
| | | 1 - 7 LED 2W 1 - 3 LED 6W 1 LED 9W 1 LED 18W | @110Vac | | | |
|  | CC30-M-500-NL | 1 - 15 LED 2W 1 - 4 LED 6W 1 - 3 LED 9W 1 LED 18W | @230Vac |  34 40 210 |  Ø 54 |    |
| | | 1 - 15 LED 2W 1 - 4 LED 6W 1 - 3 LED 9W 1 LED 18W | @110Vac | | | |
|    | CC32-M-500-N | 1 - 14 LED 2W 1 - 4 LED 6W 1 - 2 LED 9W 1 LED 18W | @230Vac |  21 67 103 |  Ø 72 |   *  EAC |
| | | 1 - 8 LED 2W 1 - 2 LED 6W 1 LED 9W | @110Vac | | | |
|  | CC40-M-500-NR | 4 - 18 LED 2W 1 - 4 LED 6W 1 - 3 LED 9W 1 LED 18W | @230Vac |  24 60 126 |  Ø 64 |  |
| | | 4 - 18 LED 2W 1 - 4 LED 6W 1 - 3 LED 9W 1 LED 18W | @110Vac | | | |
|    | CC50-M-500-N | 10 - 22 LED 2W 1 - 5 LED 6W 1 - 3 LED 9W 1 - 2 LED 18W | @230Vac |  22 79 124 |  Ø 84 |   *   * EAC  |
| | | 10 - 12 LED 2W 1 - 5 LED 6W 1 - 3 LED 9W 1 - 2 LED 18W | @110Vac | | | |
|    | CC20-A-500-N | 2 - 10 LED 2W 1 - 3 LED 6W 1 - 2 LED 9W 1 LED 18W | @230Vac |  22 52 118 |  Ø 72 |     * EAC  |
| | | 2 - 10 LED 2W 1 - 2 LED 6W 1 LED 9W | @110Vac | | | |
|   | CC36-A-500-N | 4 - 14 LED 2W 1 - 4 LED 6W 1 - 2 LED 9W 1 LED 18W | @230Vac |  30 44 147 |  Ø 54 |    * EAC  |
| | | | | | | |
|    | CC50-A-500-N | 10 - 22 LED 2W 1 - 5 LED 6W 1 - 3 LED 9W 1 - 2 LED 18W | @230Vac |  22 79 124 |  Ø 84 |     * EAC  |
| | | 10 - 22 LED 2W 1 - 5 LED 6W 1 - 3 LED 9W 1 - 2 LED 18W | @110Vac | | | |

POTENZIOMETRO
POTENTIOMETER



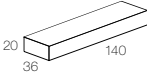

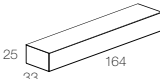



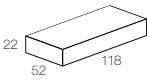






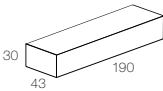






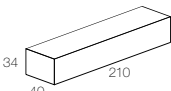







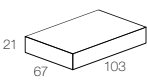






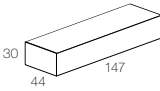








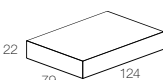






CODE
POT-M-REG-N



*Disponibile su richiesta
Available upon request

Alimentatori 500mA IP20
500mA LED driver IP20

DIMMERABILI - DALI
DIMMABLE - DALI

|  IP20 | CODE | MIN - MAX LED | Vin | DIMENSIONS (mm) | CUT-OUT | CERTIFICATIONS |
|--|---------------|---|---------|---|---|---|
|  | CC10-D-500-NI | 1 - 6 LED 2W 1 LED 6W 1 LED 9W | @230Vac |  |  Ø 40 | |
| | CC25-D-500-NI | 1 - 15 LED 2W 1 - 4 LED 6W 1 - 2 LED 9W 1 LED 18W | @230Vac |  |  Ø 44 | |
|   | CC20-D-500-N | 2 - 10 LED 2W 1 - 3 LED 6W 1 - 2 LED 9W 1 LED 18W | @230Vac |  |  Ø 55 |   *   * EAC |
| | | 2 - 8 LED 2W 1 - 2 LED 6W 1 LED 9W | @110Vac | | | |
|  | CC20-D-500-NT | 7 - 15 LED 2W 2 - 4 LED 6W 2 LED 9W 1 LED 18W | @230Vac |  |  Ø 62 |    EAC  |
|  | CC30-D-500-NL | 1 - 15 LED 2W 1 - 4 LED 6W 1 - 3 LED 9W 1 LED 18W | @230Vac |  |  Ø 54 |   *   |
| | | 1 - 15 LED 2W 1 - 4 LED 6W 1 - 3 LED 9W 1 LED 18W | @110Vac | | | |
|   | CC32-D-500-N | 2 - 14 LED 2W 1 - 4 LED 6W 1 - 2 LED 9W 1 LED 18W | @230Vac |  |  Ø 72 |   |
| | | 2 - 10 LED 2W 1 - 2 LED 6W 1 LED 9W | @110Vac | | | |
|    | CC38-D-500-N | 4 - 17 LED 2W 1 - 4 LED 6W 1 LED 18W | @230Vac |  |  Ø 54 |   * EAC  |
|     | CC50-D-500-N | 10 - 22 LED 2W 1 - 5 LED 6W 1 - 3 LED 9W 1 - 2 LED 18W | @230Vac |  |  Ø 84 |     * EAC  |
| | | 10 - 22 LED 2W 1 - 5 LED 6W 1 - 3 LED 9W 1 - 2 LED 18W | @110Vac | | | |

POTENZIOMETRO
POTENTIOMETER







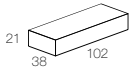


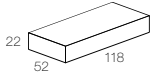





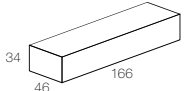


CODE
POT-M-REG-N



*Disponibile su richiesta
Available upon request




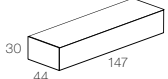


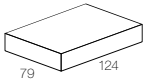







■ DIMMERABILI - TAGLIO DI FASE (IGBT - TRIAC)

DIMMABLE - PHASE CUT (IGBT - TRIAC)

| IP20 | CODE | MIN - MAX LED | Vin | DIMENSIONS (mm) | CUT-OUT | CERTIFICATIONS |
|---|--------------|--|---------|---|--|---|
|       | CC10-C-500-N | 3 - 5 LED 2W 1 - 2 LED 6W 1 LED 9W | @230Vac |  |  Ø 42 |  |
| | CC20-C-500-N | 2 - 12 LED 2W 1 - 3 LED 6W 1 - 2 LED 9W 1 LED 18W | @230Vac |  |  Ø 55 |   EAC  |
| | CC32-C-500-N | 1 - 12 LED 2W 1 - 3 LED 6W 1 - 2 LED 9W 1 LED 18W | @230Vac |  |  Ø 56 |   §* EAC |


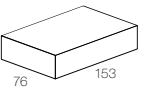



■ DIMMERABILI - CASAMBI INTEGRATO

DIMMABLE - CASAMBI INTEGRATED

| IP20 | CODE | MIN - MAX LED | Vin | DIMENSIONS (mm) | CUT-OUT | CERTIFICATIONS |
|---|--------------|---|---------|---|--|---|
|    | CC38-B-500-N | 4 - 16 LED 2W 1 - 4 LED 6W 1 - 2 LED 9W 1 LED 18W | @230Vac |  |  Ø 54 | EAC  |
| | CC60-B-500-N | 10 - 22 LED 2W 1 - 5 LED 6W 1 - 3 LED 9W 1 - 2 LED 18W | @230Vac |  |  Ø 84 |   EAC  SELV 120V |
|    | | 10 - 22 LED 2W 1 - 5 LED 6W 1 - 3 LED 9W 1 - 2 LED 18W | @110Vac | | | |





■ DIMMERABILI - DMX

DIMMABLE - DMX

| IP20 | CODE | MIN - MAX LED | Vin | DIMENSIONS (mm) | CUT-OUT | CERTIFICATIONS |
|---|---------------|---|---------|---|--|---|
|  | CC50-X-500-NL | 1 - 15 LED 2W 1 - 8 LED 6W 1 - 4 LED 9W 1 - 2 LED 18W 1 - 10 LED 3x2W RGB | @230Vac |  |  Ø 84 |   |
| | | 1 - 15 LED 2W 1 - 8 LED 6W 1 - 4 LED 9W 1 - 2 LED 18W 1 - 10 LED 3x2W RGB | @110Vac | | | |

■ NON DIMMERABILI - FISSI - PER BATTERIA


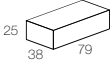

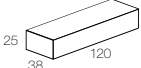

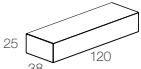

NOT DIMMABLE - FIXED - FOR BATTERY

| IP20 | CODE | MAX LED | Vin | DIMENSIONS (mm) | CUT-OUT | CERTIFICATIONS |
|---|---------------|---|--------|---|--|---|
|  | CC15-F-500-NB | 1 - 3 LED 2W 1 LED 6W | 12 Vdc |  |  Ø 38 | EAC  |
| | | 1 - 6 LED 2W 1 LED 6W 1 LED 9W | 24 Vdc | | | |
| | | 1 - 12 LED 2W 1 - 3 LED 6W 1 - 2 LED 9W | 48 Vdc | | | |



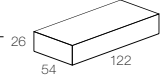


Alimentatori 500mA IP67

500mA LED driver IP67





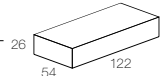



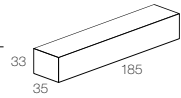

NON DIMMERABILI NOT DIMMABLE

|  | CODE | MIN - MAX LED | Vin | DIMENSIONS (mm) | CUT-OUT | CERTIFICATIONS |
|---|---------------|--|---------|---|---|----------------|
| | CC14-F-500-PI | 1 - 9 LED 2W 1 - 2 LED 6W | @230Vac |  |  Ø 44 | |
| | CC20-F-500-PI | 1 - 10 LED 2W 1 - 3 LED 6W 1 LED 18W | @230Vac |  |  Ø 44 | |
| | CC30-F-500-PI | 9 - 18 LED 2W 3 - 4 LED 6W 1 LED 18W | @230Vac |  |  Ø 44 | |



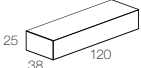

DIMMERABILI - MULTIFUNZIONE - PUSH - 1-10 DIMMABLE - MULTIFUNCTION - PUSH - 1-10

|   | CODE | MIN - MAX LED | Vin | DIMENSIONS (mm) | CUT-OUT | CERTIFICATIONS |
|--|--------------|--|---------|---|---|--|
| | CC20-M-500-P | 1 - 10 LED 2W 1 - 3 LED 6W 1 LED 18W | @230Vac |  |  Ø 60 |  EAC |
| | | 1 - 8 LED 2W 1 - 2 LED 6W 1 LED 18W | @110Vac | | | |

DIMMERABILI - DALI DIMMABLE - DALI

|     | CODE | MIN - MAX LED | Vin | DIMENSIONS (mm) | CUT-OUT | CERTIFICATIONS |
|--|---------------|--|---------|---|---|--|
| | CC25-D-500-P | 1 - 12 LED 2W 1 - 4 LED 6W 1 LED 18W | @230Vac |  |  Ø 60 |  EAC  |
| | | 1 - 8 LED 2W 1 - 2 LED 6W | @110Vac | | | |
| | CC55-D-500-PI | 1 - 14 LED 2W 1 - 4 LED 6W 1 LED 18W | @230Vac |  |  Ø 48 | |
| | | 1 - 9 LED 2W 1 - 2 LED 6W | @110Vac | | | |

DIMMERABILI - TAGLIO DI FASE (IGBT - TRIAC) DIMMABLE - PHASE CUT (IGBT - TRIAC)

|   | CODE | MIN - MAX LED | Vin | DIMENSIONS (mm) | CUT-OUT | CERTIFICATIONS |
|--|---------------|--|---------|---|---|----------------|
| | CC25-C-500-PI | 8 - 13 LED 2W 2 - 4 LED 6W 1 LED 18W | @230Vac |  |  Ø 44 | |