

LIGHT SOURCE

| | | |
|--------------------------------------|--|--|
| LED quantity | 1 | |
| Power max | 1 W – 2 W | |
| Total lumen output (3000K CRI>90) | Lei 1 - 1W: 24 lm Lei 2 - 1W: 16 lm Lei 3 - 1W: 6 lm | Lei 1 - 2W: 34 lm Lei 2 - 2W: 22 lm Lei 3 - 2W: 8 lm |
| Efficacy lm/W (3000K CRI>90) | Lei 1 - 1W: 24 lm/W Lei 2 - 1W: 16 lm/W Lei 3 - 1W: 6 lm/W | Lei 1 - 2W: 17 lm/W Lei 2 - 2W: 11 lm/W Lei 3 - 2W: 4 lm/W |
| CRI | >80 | |
| LED Temperature | 2200K–2700K– 3000K - 4000K | |
| Average operational life | 50.000 hours | |

OPTIC

| | |
|------------------|--------------|
| Material | PMMA |
| Available optics | 45° |
| Beam direction | Fixed |
| Flux symmetry | Asymmetrical |

FIXTURE

| | |
|---------------------------|---|
| Material | Aluminum/ glass |
| Available finishes | Screen printing on glass: 3 - Grey 4 - Black 7 - White |
| IP Rate | IP67 |
| Working Temperature | -20° ÷ +40° |
| Integrated fixing Systems | - |

ELECTRICAL FEATURES

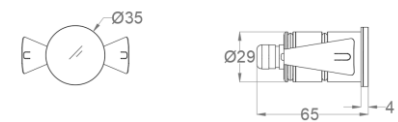
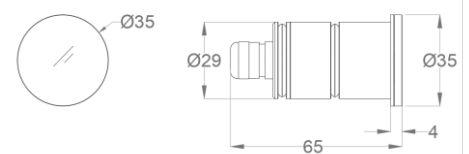
| | |
|------------|----------------------------|
| Driver | Remote |
| Dimmable | Push, 1-10, DALI |
| Connection | In series at 350mA – 500mA |
| Class | III |

MECHANICAL FEATURES

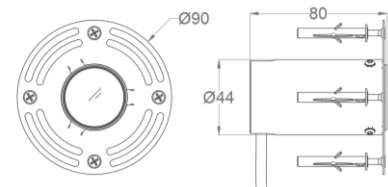
| | |
|--------------|---|
| Dimensions | Ø35 x 65 mm (without frame) |
| Weight | 115 gr |
| Installation | Wall recessed |
| Cut-out | Ø31 mm – spring support Ø33 mm - recessed box Ø38 mm - recessed box with edge Ø50 mm - frame for trimless installation |
| Use | Outdoor |

ACCESSORIES

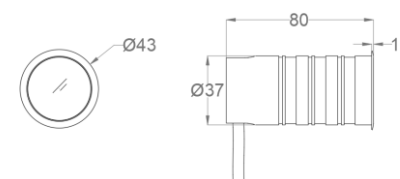
| | |
|------------------------|--|
| Interchangeable lenses | - |
| Filters | - |
| Visors | - |
| Box/ Frame | Spring support (A01457.60) Frame for trimless installation (A01452.30) Recessed box with edge (A01453_0) Recessed box (A01451.40) |
| Installation tool | Hole saw (A00832.H0) |



Spring mounting support



Frame for trimless installation

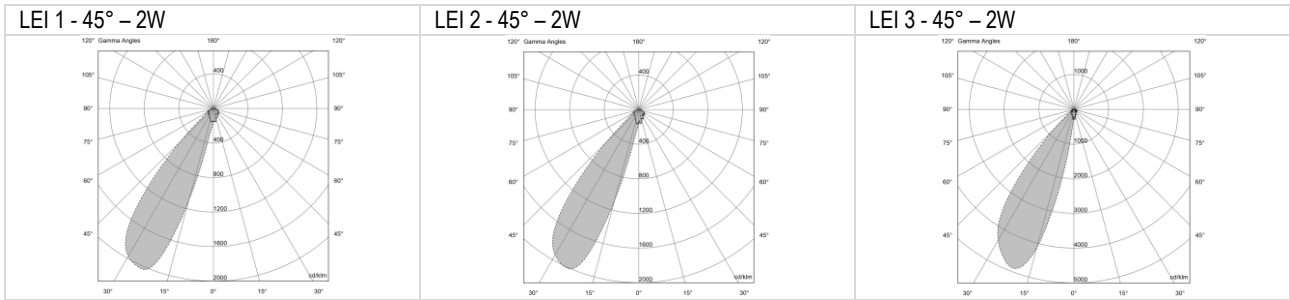


Recessed box with edge



Recessed box

PHOTOMETRIC DATA



NOTES
