

LIGHT SOURCE

LED quantity	4
Power max	4 W
Total lumen output (3000K)	4W: 10° - 406 lm 30° - 373 lm 40° - 382 lm 60° - 367 lm Ell. Lens - 379 lm
Efficacy lm/W (3000K)	4W: 10° - 101 lm/W 30° - 93 lm/W 40° - 95 lm/W 60° - 92 lm/W Ell. Lens - 95 lm/W
CRI	>80 - >90
LED Temperature	2200K - 2700K - 2700K CRI>90 - 3000K - 3000K CRI>90 - 4000K - 4000K CRI>90 - 5000K
Average operational life	50.000 hours

OPTIC

Material	PMMA
Available optics	10° - 30° - 40° - 60° - Elliptical lens
Beam direction	Adjustable +/-355°
Flux symmetry	Symmetrical, asymmetrical

FIXTURE

Material	Aluminum
Available finishes	Hard coat anodized: 3 - Gray 4 - Black
IP Rate	IP40
Working Temperature	-20° ÷ +40°
Integrated fixing Systems	Adjustable brackets with magnetic fixing

ELECTRICAL FEATURES

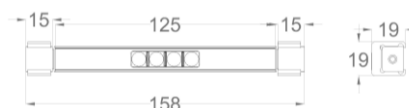
Driver	Remote
Dimmable	Push, 1-10V, DALI
Connection	In series at 350mA, in parallel at 24Vdc
Class	III

MECHANICAL FEATURES

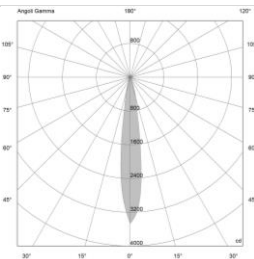
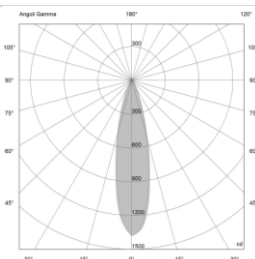
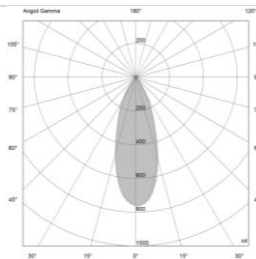
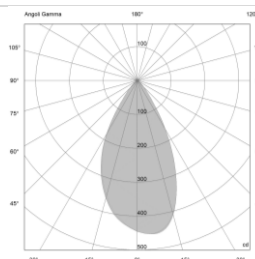
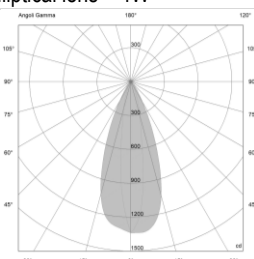
Dimensions (body)	19 x 19 x 158 mm
Weight	60 gr
Installation	Wall, ceiling, floor mounting
Cut-out	-
Use	Indoor

ACCESSORIES

Visors	-
Filters	-
Box/ Frame	-
Fixing system	-



PHOTOMETRIC DATA

10° Lens – 4W	30° Lens – 4W	40° Lens – 4W	60° Lens – 4W																																																																																																																
																																																																																																																			
<table> <tr> <th>H(m)</th><th>D(m)</th><th>E_{max}(lx)</th><th>E_{av}(lx)</th></tr> <tr> <td>10°</td><td></td><td></td><td></td></tr> <tr> <td><u>1.00</u></td><td>0.27</td><td>3471</td><td>2219</td></tr> <tr> <td><u>2.00</u></td><td>0.54</td><td>868</td><td>555</td></tr> <tr> <td><u>3.00</u></td><td>0.81</td><td>386</td><td>247</td></tr> <tr> <td><u>4.00</u></td><td>1.07</td><td>217</td><td>139</td></tr> <tr> <td><u>5.00</u></td><td>1.34</td><td>139</td><td>89</td></tr> </table>	H(m)	D(m)	E _{max} (lx)	E _{av} (lx)	10°				<u>1.00</u>	0.27	3471	2219	<u>2.00</u>	0.54	868	555	<u>3.00</u>	0.81	386	247	<u>4.00</u>	1.07	217	139	<u>5.00</u>	1.34	139	89	<table> <tr> <th>H(m)</th><th>D(m)</th><th>E_{max}(lx)</th><th>E_{av}(lx)</th></tr> <tr> <td>30°</td><td></td><td></td><td></td></tr> <tr> <td><u>1.00</u></td><td>0.43</td><td>1381</td><td>862</td></tr> <tr> <td><u>2.00</u></td><td>0.85</td><td>345</td><td>216</td></tr> <tr> <td><u>3.00</u></td><td>1.28</td><td>153</td><td>96</td></tr> <tr> <td><u>4.00</u></td><td>1.70</td><td>86</td><td>54</td></tr> <tr> <td><u>5.00</u></td><td>2.13</td><td>55</td><td>34</td></tr> </table>	H(m)	D(m)	E _{max} (lx)	E _{av} (lx)	30°				<u>1.00</u>	0.43	1381	862	<u>2.00</u>	0.85	345	216	<u>3.00</u>	1.28	153	96	<u>4.00</u>	1.70	86	54	<u>5.00</u>	2.13	55	34	<table> <tr> <th>H(m)</th><th>D(m)</th><th>E_{max}(lx)</th><th>E_{av}(lx)</th></tr> <tr> <td>40°</td><td></td><td></td><td></td></tr> <tr> <td><u>1.00</u></td><td>0.64</td><td>765</td><td>461</td></tr> <tr> <td><u>2.00</u></td><td>1.28</td><td>191</td><td>115</td></tr> <tr> <td><u>3.00</u></td><td>1.93</td><td>85</td><td>51</td></tr> <tr> <td><u>4.00</u></td><td>2.57</td><td>48</td><td>29</td></tr> <tr> <td><u>5.00</u></td><td>3.21</td><td>31</td><td>18</td></tr> </table>	H(m)	D(m)	E _{max} (lx)	E _{av} (lx)	40°				<u>1.00</u>	0.64	765	461	<u>2.00</u>	1.28	191	115	<u>3.00</u>	1.93	85	51	<u>4.00</u>	2.57	48	29	<u>5.00</u>	3.21	31	18	<table> <tr> <th>H(m)</th><th>D(m)</th><th>E_{max}(lx)</th><th>E_{av}(lx)</th></tr> <tr> <td>60°</td><td></td><td></td><td></td></tr> <tr> <td><u>1.00</u></td><td>1.01</td><td>456</td><td>252</td></tr> <tr> <td><u>2.00</u></td><td>2.01</td><td>114</td><td>63</td></tr> <tr> <td><u>3.00</u></td><td>3.02</td><td>51</td><td>28</td></tr> <tr> <td><u>4.00</u></td><td>4.03</td><td>26</td><td>16</td></tr> <tr> <td><u>5.00</u></td><td>5.03</td><td>18</td><td>10</td></tr> </table>	H(m)	D(m)	E _{max} (lx)	E _{av} (lx)	60°				<u>1.00</u>	1.01	456	252	<u>2.00</u>	2.01	114	63	<u>3.00</u>	3.02	51	28	<u>4.00</u>	4.03	26	16	<u>5.00</u>	5.03	18	10
H(m)	D(m)	E _{max} (lx)	E _{av} (lx)																																																																																																																
10°																																																																																																																			
<u>1.00</u>	0.27	3471	2219																																																																																																																
<u>2.00</u>	0.54	868	555																																																																																																																
<u>3.00</u>	0.81	386	247																																																																																																																
<u>4.00</u>	1.07	217	139																																																																																																																
<u>5.00</u>	1.34	139	89																																																																																																																
H(m)	D(m)	E _{max} (lx)	E _{av} (lx)																																																																																																																
30°																																																																																																																			
<u>1.00</u>	0.43	1381	862																																																																																																																
<u>2.00</u>	0.85	345	216																																																																																																																
<u>3.00</u>	1.28	153	96																																																																																																																
<u>4.00</u>	1.70	86	54																																																																																																																
<u>5.00</u>	2.13	55	34																																																																																																																
H(m)	D(m)	E _{max} (lx)	E _{av} (lx)																																																																																																																
40°																																																																																																																			
<u>1.00</u>	0.64	765	461																																																																																																																
<u>2.00</u>	1.28	191	115																																																																																																																
<u>3.00</u>	1.93	85	51																																																																																																																
<u>4.00</u>	2.57	48	29																																																																																																																
<u>5.00</u>	3.21	31	18																																																																																																																
H(m)	D(m)	E _{max} (lx)	E _{av} (lx)																																																																																																																
60°																																																																																																																			
<u>1.00</u>	1.01	456	252																																																																																																																
<u>2.00</u>	2.01	114	63																																																																																																																
<u>3.00</u>	3.02	51	28																																																																																																																
<u>4.00</u>	4.03	26	16																																																																																																																
<u>5.00</u>	5.03	18	10																																																																																																																
Elliptical lens – 4W																																																																																																																			
																																																																																																																			
<table> <tr> <th>H(m)</th><th>D(m)</th><th>E_{max}(lx)</th><th>E_{av}(lx)</th></tr> <tr> <td>40°x17°</td><td></td><td></td><td></td></tr> <tr> <td><u>1.00</u></td><td>0.76</td><td>1342</td><td>845</td></tr> <tr> <td><u>2.00</u></td><td>1.51</td><td>335</td><td>211</td></tr> <tr> <td><u>3.00</u></td><td>2.27</td><td>149</td><td>94</td></tr> <tr> <td><u>4.00</u></td><td>3.02</td><td>84</td><td>53</td></tr> <tr> <td><u>5.00</u></td><td>3.78</td><td>54</td><td>34</td></tr> </table>	H(m)	D(m)	E _{max} (lx)	E _{av} (lx)	40°x17°				<u>1.00</u>	0.76	1342	845	<u>2.00</u>	1.51	335	211	<u>3.00</u>	2.27	149	94	<u>4.00</u>	3.02	84	53	<u>5.00</u>	3.78	54	34																																																																																							
H(m)	D(m)	E _{max} (lx)	E _{av} (lx)																																																																																																																
40°x17°																																																																																																																			
<u>1.00</u>	0.76	1342	845																																																																																																																
<u>2.00</u>	1.51	335	211																																																																																																																
<u>3.00</u>	2.27	149	94																																																																																																																
<u>4.00</u>	3.02	84	53																																																																																																																
<u>5.00</u>	3.78	54	34																																																																																																																

NOTES