



















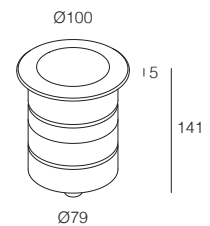
IRIDE 3 i

-  IP67
-  Class III
-  Incasso a pavimento
Floor recessed
-  WIPS - Water Infiltration Protection System
-  Carrabile 2000 kg
Drive over up to 2000 kg
-  Installazione con controcausa obbligatoria
Recessed box needed
-  Cavo in neoprene 200 cm
200 cm neoprene cable
(disponibile lunghezza cavo su misura)
(additional cable length available upon request)
-  Collegare in serie 500mA
Connect in series at 500mA
-  1020 gr
-  Altamente riciclabile
Highly recyclable



IRIDE 3 i

	 ALL WHITE 20W 500mA	 DYNAMIC WHITE 20W 500mA	 RGBW 20W 500mA	Finiture Finish	Colore LED LED Colour
 30° Lens	764119._._	764119._.8	764119._.7	<ul style="list-style-type: none">  3 Grigio - Gray  4 Nero - Black  6 Acciaio Inox Stainless Steel AISI 316L  T Titanio - Titanium 	<ul style="list-style-type: none">  Y 2700K  6 3000K  9 4000K  8 DYNAMIC WHITE  7 RGBW
 60° Lens	754119._._	754119._.8	754119._.7		




ALIMENTATORI CONSIGLIATI (non inclusi)
SUGGESTED DRIVERS (not included)

500mA **CC32-D-500-N**
ALL WHITE
CC52-D-500-NL
DYNAMIC WHITE
CC50-X-500-NL
RGBW

ACCESSORI
ACCESSORIES



Controcassa materiale plastico
Recessed box in plastic
A00276.40

 Ø 92 mm



Controcassa in alluminio
Recessed box in aluminum
A00204.30



Connettore stagno
Waterlight connector
A00387.40

EXAMPLE CODE COMPOSITION
123456.

LED COLOUR
FINISH