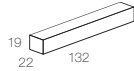

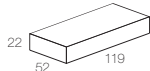




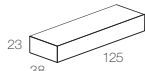


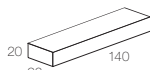










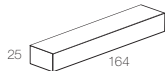



Alimentatori 500mA IP20

500mA LED driver IP20

IP20

	CODE	MIN - MAX LED	Vin	DIMENSIONS (mm)	CUT-OUT	CERTIFICATIONS
	CC10-F-500-SI	1 - 6 LED 2W 1 LED 9W	@230Vac		 Ø 28	
	CC20-F-500-N	1 - 10 LED 2W 1 - 2 LED 9W 1 LED 18W	@230Vac		 Ø 55	   EAC
	CC20-F-500-NI	4 - 12 LED 2W 1 - 2 LED 9W 1 LED 18W	@230Vac		 Ø 42	
	CC10-D-500-NI	1 - 6 LED 2W 1 LED 9W	@230Vac		 Ø 40	
 	CC20-D-500-N	2 - 10 LED 2W 1 - 2 LED 9W 1 LED 18W	@230Vac		 Ø 55	    * EAC
		2 - 8 LED 2W 1 LED 9W	@110Vac			
	CC25-D-500-NI	1 - 15 LED 2W 1 - 2 LED 9W 1 LED 18W	@230Vac		 Ø 44	