







SATURNO AF

-  IP40
-  Class III
-  Incasso a parete, soffitto
Wall, ceiling recessed
-  Installazione a filo
Trimless installation








-  Collegare in serie 500mA o 600mA
Connect in series at 500mA or 600mA
-  430 gr
-  Ø 64 mm
-  Altamente riciclabile
Highly recyclable

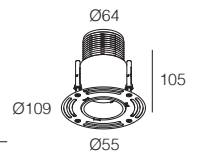
SATURNO AF



















STRUTTURA FRAME A01234.30 Nell'ordine richiedere sempre 1 Struttura per ogni Saturno AF
Please specify always 1 Frame for each Saturno AF in the purchase order



| MODULO - MODULE SATURNO AF | 18W 500mA | 21W 600mA | Finiture modulo Module finishes | Colore LED LED Colour | Anelli decorativi Decorative rings | Filtri ottici Optical filters |
|--|--------------|--------------|---|--|---|--------------------------------------|
| Lumen Output 3000K | 2100lm | 2400lm | | | | |
| [1]  12° Lens | 7Q4410.____ | 7Q4485.____ | <input type="checkbox"/> S RAL 9010 Warm white | <input type="checkbox"/> U1 2200K CRI > 90 | <input type="checkbox"/> 1 Cromo Lucido Shiny Chrome | W Senza Filtro Without Filter |
|  18° Lens | 784410.____ | 784485.____ | <input type="checkbox"/> 7 RAL 9003 White | <input type="checkbox"/> B2 2400K CRI > 90 | <input type="checkbox"/> I Oro Lucido Gold Chrome | E Filtro Ellittico Elliptical Filter |
|  24° Lens | 7G4410.____ | 7G4485.____ | <input type="checkbox"/> A6 RAL 9002 Gray white | <input type="checkbox"/> X 2700K CRI > 90 | <input type="checkbox"/> 8 Oro Satinato Satin Gold | H Nido D'ape Hex Louver |
|  33° Lens | 7E4410.____ | 7E4485.____ | <input type="checkbox"/> C RAL 7033 Gothic Cement | <input type="checkbox"/> X1 2700K CRI > 95 | <input type="checkbox"/> N Nichel Satinato Satin Nickel | P Filtro Prismatico Prismatic Filter |
|  52° Lens | 754410.____ | 754485.____ | <input type="checkbox"/> G3 RAL 7012 Gray | <input type="checkbox"/> 6 3000K CRI > 80 | <input type="checkbox"/> 4 Nero - Black | S Filtro Correttivo Softening Lens |
| | | | <input type="checkbox"/> G7 RAL 7006 Beige gray | <input type="checkbox"/> W 3000K CRI > 90 | | |
| | | | <input type="checkbox"/> M8 RAL 8019 Brown | <input type="checkbox"/> W1 3000K CRI > 95 | | |
| | | | <input type="checkbox"/> H RAL 9005 Black | <input type="checkbox"/> K 3500K CRI > 90 | | |
| | | | | <input type="checkbox"/> K1 3500K CRI > 95 | | |
| | | | | <input type="checkbox"/> D 4000K CRI > 90 | | |

+



| ACCESSORI INTERCAMBIABILI INTERCHANGEABLE ACCESSORIES | Lenti Lenses | Filtri ottici Optical filters | Anelli porta filtro Filter holder rings | Anelli decorativi Decorative rings |
|---|--|--|--|--|
| [1] Lente 12° non intercambiabile 12° Lens not interchangeable |  Lente 18° 18° Lens A01196.80 |  Filtro Ellittico Elliptical Filter A01186.80 |  Cromo Lucido Shiny Chrome A01273.10 |  Cromo Lucido Shiny Chrome A01191.10 |
| |  Lente 24° 24° Lens A01197.80 |  Filtro Nido d'ape Hex Louver A01187.40 |  Oro Lucido Gold Chrome A01273.10 |  Oro Lucido Gold Chrome A01191.10 |
| |  Lente 33° 33° Lens A01198.80 |  Filtro Prismatico Prismatic Filter A01188.80 |  Oro Satinato Satin Gold A01273.80 |  Oro Satinato Satin Gold A01191.80 |
| |  Lente 52° 52° Lens A01199.80 |  Filtro Correttivo Softening Lens A01189.80 |  Nichel Satinato Satin Nickel A01273.N0 |  Nichel Satinato Satin Nickel A01191.N0 |
| | | |  Nero Black A01273.40 |  Nero Black A01191.40 |

ALIMENTATORI CONSIGLIATI (non inclusi)
SUGGESTED DRIVERS (not included)

500mA CC20-F-500-N
600mA CC32-M-600-N

ACCESSORI
ACCESSORIES



Fresa a tazza
Hole saw
A00830.H0

EXAMPLE CODE COMPOSITION
123456.

