

# Alimentatori 300mA IP20

## 300mA LED driver IP20

### ■ NON DIMMERABILI NOT DIMMABLE

IP20	CODE	MIN - MAX LED	Vin	DIMENSIONS (mm)	CUT-OUT	CERTIFICATIONS
	CC14-F-300-N	1 - 3 LED 4W 1 LED 10W	@230Vac	19 34 115	Ø 40	PSE CCC cULUS S*
		1 - 2 LED 4W 1 LED 10W	@110Vac			
	CC20-F-300-N	1 - 4 LED 4W 1 LED 10W	@230Vac	22 52 118	Ø 55	UL EAC

### ■ DIMMERABILI - MULTIFUNZIONE - PUSH - 1-10 DIMMABLE - MULTIFUNCTION - PUSH - 1-10

IP20	CODE	MIN - MAX LED	Vin	DIMENSIONS (mm)	CUT-OUT	CERTIFICATIONS
0...10V	CC30-M-300-NL	1 - 4 LED 4W 1 LED 10W	@230Vac	34 40 210	Ø 54	UL cULUS IES
		1 - 4 LED 4W 1 LED 10W	@110Vac			
0...10V PUSH	CC32-M-300-N	2 - 4 LED 4W 1 LED 10W	@230Vac	21 67 103	Ø 72	UL CCC* cULUS EAC
		2 - 3 LED 4W 1 LED 10W	@110Vac			

### ■ DIMMERABILI - DALI DIMMABLE - DALI

IP20	CODE	MIN - MAX LED	Vin	DIMENSIONS (mm)	CUT-OUT	CERTIFICATIONS
DALI	CC20-D-300-N	1 - 4 LED 4W 1 LED 10W	@230Vac	22 52 118	Ø 55	UL EAC
		1 - 3 LED 4W 1 LED 10W	@110Vac			
DALI 2	CC30-D-350-NL	1 - 4 LED 4W 1 LED 10W	@230Vac	34 40 210	Ø 54	UL PSE* cULUS IES
		1 - 4 LED 4W 1 LED 10W	@110Vac			
DALI 2 AM PWM DALI 2	CC32-D-300-N	1 - 4 LED 4W 1 LED 10W	@230Vac	21 67 103	Ø 72	UL CCC* cULUS EAC
		1 - 3 LED 4W 1 LED 10W	@110Vac			
DALI 2 PUSH SWITCH AM PWM DALI 2 DIM-TO-WARM	CC38-D-300-N	1 - 4 LED 4W 1 LED 10W	@230Vac	30 44 147	Ø 54	UL S* EAC IES

POTENZIOMETRO  
POTENTIOMETER












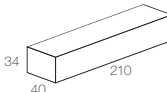














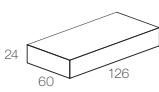





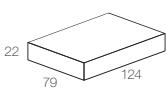










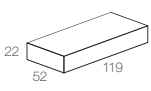










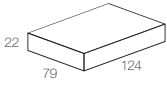





CODE  
POT-M-REG-N



\*Disponibile su richiesta  
Available upon request

## DIMMERABILI - MULTIFUNZIONE - PUSH - 1-10

DIMMABLE - MULTIFUNCTION - PUSH - 1-10

IP20	CODE	MIN - MAX LED	Vin	DIMENSIONS (mm)	CUT-OUT	CERTIFICATIONS
  	CC20-M-350-N	1 - 14 LED 1W 1 - 4 LED 4W 1 - 3 LED ZOOM 1 LED 12W	@230Vac	 22 52 119	 Ø 55	    
		1 - 14 LED 1W 1 - 4 LED 4W 1 - 3 LED ZOOM 1 LED 12W	@110Vac			
	CC30-M-350-NL	1 - 18 LED 1W 1 - 6 LED 4W 1 - 4 LED ZOOM 1 LED 12W	@230Vac	 34 40 210	 Ø 54	  
		1 - 18 LED 1W 1 - 6 LED 4W 1 - 4 LED ZOOM 1 LED 12W	@110Vac			
  	CC32-M-350-N	4 - 17 LED 1W 2 - 5 LED 4W 1 - 4 LED ZOOM 1 LED 12W	@230Vac	 21 67 103	 Ø 72	   
		4 - 14 LED 1W 2 - 3 LED 4W 1 - 3 LED ZOOM 1 LED 12W	@110Vac			
	CC40-M-350-NR	4 - 18 LED 1W 2 - 6 LED 4W 1 - 4 LED ZOOM 1 LED 12W	@230Vac	 24 60 126	 Ø 64	 CLASS P LISTED
		4 - 18 LED 1W 2 - 6 LED 4W 1 - 4 LED ZOOM 1 LED 12W	@110Vac			
  	CC50-M-350-N	10 - 23 LED 1W 1 - 8 LED 4W 1 - 6 LED ZOOM 1 - 2 LED 12W	@230Vac	 22 79 124	 Ø 84	     
		10 - 23 LED 1W 1 - 8 LED 4W 1 - 6 LED ZOOM 1 - 2 LED 12W	@110Vac			
   DIM-TO-WARM	CC20-A-350-N	5 - 16 LED 1W 2 - 4 LED 4W 2 - 4 LED ZOOM 1 LED 12W (DimToWarm)	@230Vac	 22 52 119	 Ø 72	     
		5 - 15 LED 1W 2 - 3 LED 4W 2 - 3 LED ZOOM 1 LED 12W (DimToWarm)	@110Vac			
   DIM-TO-WARM	CC50-A-350-N	10 - 23 LED 1W 1 - 8 LED 4W 1 - 6 LED ZOOM 1 - 2 LED 12W (DimToWarm)	@230Vac	 22 79 124	 Ø 84	   
		10 - 23 LED 1W 1 - 8 LED 4W 1 - 6 LED ZOOM 1 - 2 LED 12W (DimToWarm)	@110Vac			

POTENZIOMETRO  
POTENTIOMETER

CODE  
POT-M-REG-N



\*Disponibile su richiesta  
Available upon request