








QUANTUM Q2+

-  IP40
-  Class III
-  Incasso a parete, soffitto
Wall, ceiling recessed
-  Collegare in serie 350mA o 400mA o 500mA o 600mA o 700mA
Connect in series at 350mA or 400mA or 500mA or 600mA or 700mA
-  2400 gr
-  128x245 mm
-  Altamente riciclabile
Highly recyclable







QUANTUM CORE REFLECTOR



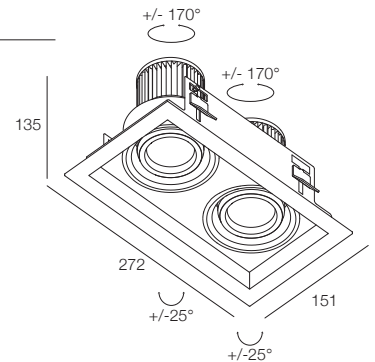
■ QUANTUM Q2+

STRUTTURA FRAME	A00532._ 0	Nell'ordine richiedere 1 Struttura ogni 2 Moduli Quantum Q Please specify in the purchase order 1 Frame each 2 Quantum Q Modules	■ H Nero - Black □ 7 Bianco - White
-----------------	------------	---	--



MODULO - MODULE QUANTUM Q	14W 400mA	12W 350mA	18W 500mA	20W 600mA	25W 700mA	Finiture Finish	Colore LED LED Colour
Lumen Output 3000K	1650lm	1000lm at source	2000lm	1750lm at source	2700lm		
 10° Reflector	733917._ _		733763._ _		733771._ _	■ H Nero - Black □ 7 Bianco - White	■ Y 2700K ■ 6 3000K ■ W 3000K CRI > 90 ■ 9 4000K ■ Z 3250K BRILLIANT SPECIAL RETAIL ■ T 3000K CRI > 90 DIM-TO-WARM
 20° Reflector	783917._ _		783763._ _		783771._ _		
 30° Reflector	763917._ _		763763._ _		763771._ _		
 40° Reflector	743917._ _	743801._ T DIM-TO-WARM	743763._ _	743955._ T DIM-TO-WARM	743771._ _		

+
QUANTUM Q
x 2



ALIMENTATORI CONSIGLIATI (non inclusi)
SUGGESTED DRIVERS (not included)

350mA	CC20-A-350-N
400mA	CC20-F-400-N
500mA	CC20-F-500-N
600mA	CC36-A-600-N
700mA	CC20-F-700-N

ACCESSORI
ACCESSORIES



Nido D'ape Hex Louver
A00362.40

Filtro Correttivo Softening Lens
A00364.80

EXAMPLE CODE COMPOSITION
123456.

