












QUANTUM P












-  IP67
-  Class III 350mA - 500mA
-  Class II 220-240Vac
-  Montaggio a parete, soffitto, pavimento
Wall, ceiling, floor mounting
-  WIPS - Water Infiltration Protection System
-  Cavo in neoprene 200 cm
200 cm neoprene cable
(disponibile lunghezza cavo su misura)
(additional cable length available upon request)
-  Collegare in serie 350mA o 500mA
Connect in series at 350mA or 500mA
-  Alimentazione integrata, collegare alla tensione di rete 220-240Vac
Built-in driver, connect directly to the line voltage to 220-240Vac
-  680 gr 350mA - 500mA
-  1160 gr 220-240Vac
-  Altamente riciclabile
Highly recyclable

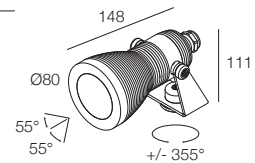


QUANTUM CORE REFLECTOR














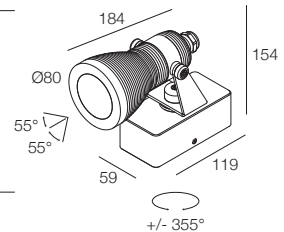
■ QUANTUM P

	12W 350mA	18W 500mA	Finiture Finish	Colore LED LED Colour
Lumen Output 3000K	1500lm	2000lm		
 10° Reflector	733322._ _	733323._ _	 3 Grigio - Gray  4 Nero - Black  T Titanio - Titanium	 Y 2700K  W 3000K CRI > 90  6 3000K  9 4000K
 20° Reflector	783322._ _	783323._ _		
 30° Reflector	763322._ _	763323._ _		
 40° Reflector	743322._ _	743323._ _		



■ QUANTUM P

	12W 220-240Vac	18W 220-240Vac	Finiture Finish	Colore LED LED Colour
Lumen Output 3000K	1500lm	2000lm		
 10° Reflector	733474._ _	733475._ _	 3 Grigio - Gray  4 Nero - Black  T Titanio - Titanium	 Y 2700K  W 3000K CRI > 90  6 3000K  9 4000K
 20° Reflector	783474._ _	783475._ _		
 30° Reflector	763474._ _	763475._ _		
 40° Reflector	743474._ _	743475._ _		



EXAMPLE CODE COMPOSITION
123456.

LED COLOUR
FINISH

ALIMENTATORI CONSIGLIATI (non inclusi)
SUGGESTED DRIVERS (not included)

350mA CC20-F-350-N
500mA CC20-F-500-N

ACCESSORI
ACCESSORIES



Filtro Ellittico Linear Filter A00416_0
Nido D'ape Hex Louver A00417_0
Filtro Prismatico Prismatic Filter A00418_0
Filtro Correttivo Softening Lens A00419_0
Visiera Low glare visor A00420_0
Connettore stagno Watertight connector A00387.40
Picchetto Inox Stainless Steel stake A00281.60