

















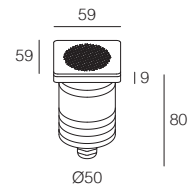
ODINO Qd IP67 SOLOVETRO

-  IP67
-  Class I
-  Incasso a parete, pavimento
Wall, floor recessed
-  WIPS - Water Infiltration Protection System
-  Carrabile 2000 kg
Drive over up to 2000 kg
-  Installazione con controcassa obbligatoria
Mandatory installation with recessed box
-  Cavo in neoprene 100 cm
100 cm neoprene cable
(disponibile lunghezza cavo su misura)
(additional cable length available upon request)
-  DRIVERLESS technology Collegare alla tensione di rete 220-240Vac
Connect directly to the line voltage to 220-240Vac
-  430 gr
-  Altamente riciclabile
Highly recyclable



■ ODINO Qd IP67 SOLOVETRO

	6W 220-240Vac	Finiture Finish	Colore LED LED Colour
 30° Lens	763868._ _	 3 Grigio - Gray	 6 3000K
 50° Reflector	7D3868._ _	 4 Nero - Black	 Z Champagne Gold



ACCESSORI ACCESSORIES



Controcassa in alluminio con bordo
Recessed box in aluminum with edge

A00644._ 0



FINISH
Ø 62 mm



Controcassa in alluminio con tappo
Recessed box in aluminum with closure cap

A00645.40



Connettore stagno
Watertight connector

A01023.40

EXAMPLE CODE COMPOSITION
123456.

LED COLOUR
FINISH