

# Alimentatori 180mA IP20

## 180mA LED driver IP20

### ■ NON DIMMERABILI NOT DIMMABLE

| IP20 | CODE          | MIN - MAX LED | V <sub>in</sub> | DIMENSIONS (mm) | CUT-OUT | CERTIFICATIONS |
|------|---------------|---------------|-----------------|-----------------|---------|----------------|
|      | CC10-F-180-NT | 1 LED 6W      | @230Vac         |                 |         |                |
|      | CC14-F-180-N  | 1 LED 6W      | @230Vac         |                 |         |                |
|      |               | 1 LED 6W      | @110Vac         |                 |         |                |
|      | CC20-F-180-N  | 1 LED 6W      | @230Vac         |                 |         |                |
|      |               | 1 LED 6W      | @110Vac         |                 |         |                |

### ■ DIMMERABILI - MULTIFUNZIONE - PUSH - 1-10 DIMMABLE - MULTIFUNCTION - PUSH - 1-10

| IP20     | CODE          | MIN - MAX LED | V <sub>in</sub> | DIMENSIONS (mm) | CUT-OUT | CERTIFICATIONS |
|----------|---------------|---------------|-----------------|-----------------|---------|----------------|
| <br><br> | CC20-M-180-N  | 1 LED 6W      | @230Vac         |                 |         |                |
|          |               | 1 LED 6W      | @110Vac         |                 |         |                |
|          | CC30-M-180-NL | 1 LED 6W      | @230Vac         |                 |         |                |
|          |               | 1 LED 6W      | @110Vac         |                 |         |                |

### ■ DIMMERABILI - DALI DIMMABLE - DALI

| IP20 | CODE          | MIN - MAX LED | V <sub>in</sub> | DIMENSIONS (mm) | CUT-OUT | CERTIFICATIONS |
|------|---------------|---------------|-----------------|-----------------|---------|----------------|
|      | CC20-D-180-N  | 1 LED 6W      | @230Vac         |                 |         |                |
|      |               | 1 LED 6W      | @110Vac         |                 |         |                |
|      | CC30-D-180-NL | 1 LED 6W      | @230Vac         |                 |         |                |
|      |               | 1 LED 6W      | @110Vac         |                 |         |                |

### ■ DIMMERABILI - TAGLIO DI FASE (IGBT - TRIAC) DIMMABLE - PHASE CUT (IGBT - TRIAC)

| IP20 | CODE        | MIN - MAX LED | V <sub>in</sub> | DIMENSIONS (mm) | CUT-OUT | CERTIFICATIONS |
|------|-------------|---------------|-----------------|-----------------|---------|----------------|
| <br> | CC6-C-180-N | 1 LED 6W      | @230Vac         |                 |         |                |
|      |             |               |                 |                 |         |                |

POTENZIOMETRO  
POTENTIOMETER

CODE  
POT-M-REG-N



\*Disponibile su richiesta  
Available upon request

# Alimentatori 250mA IP20

## 250mA LED driver IP20

### ■ NON DIMMERABILI NOT DIMMABLE

| IP20 | CODE          | MIN - MAX LED | Vin     | DIMENSIONS (mm) | CUT-OUT | CERTIFICATIONS |
|------|---------------|---------------|---------|-----------------|---------|----------------|
|      | CC9-F-250-N   | 1 LED 8W      | @230Vac |                 |         |                |
|      |               | 1 LED 8W      | @110Vac |                 |         |                |
|      | CC10-F-250-NT | 1 LED 8W      | @230Vac |                 |         |                |
|      | CC14-F-250-N  | 1 LED 8W      | @230Vac |                 |         |                |
|      |               | 1 LED 8W      | @110Vac |                 |         |                |
|      | CC20-F-250-N  | 1 LED 8W      | @230Vac |                 |         |                |

### ■ DIMMERABILI - MULTIFUNZIONE - PUSH - 1-10 DIMMABLE - MULTIFUNCTION - PUSH - 1-10

| IP20     | CODE          | MIN - MAX LED | Vin     | DIMENSIONS (mm) | CUT-OUT | CERTIFICATIONS |
|----------|---------------|---------------|---------|-----------------|---------|----------------|
|          | CC30-M-250-NL | 1 LED 8W      | @230Vac |                 |         |                |
|          |               | 1 LED 8W      | @110Vac |                 |         |                |
| <br><br> | CC32-M-250-N  | 1 LED 8W      | @230Vac |                 |         |                |
|          |               | 1 LED 8W      | @110Vac |                 |         |                |

### ■ DIMMERABILI - DALI DIMMABLE - DALI

| IP20 | CODE          | MIN - MAX LED | Vin     | DIMENSIONS (mm) | CUT-OUT | CERTIFICATIONS |
|------|---------------|---------------|---------|-----------------|---------|----------------|
| <br> | CC20-D-250-N  | 1 LED 8W      | @230Vac |                 |         |                |
|      |               | 1 LED 8W      | @110Vac |                 |         |                |
|      | CC30-D-250-NL | 1 LED 8W      | @230Vac |                 |         |                |
|      |               | 1 LED 8W      | @110Vac |                 |         |                |

### ■ DIMMERABILI - TAGLIO DI FASE (IGBT - TRIAC) DIMMABLE - PHASE CUT (IGBT - TRIAC)

| IP20 | CODE         | MIN - MAX LED | Vin     | DIMENSIONS (mm) | CUT-OUT | CERTIFICATIONS |
|------|--------------|---------------|---------|-----------------|---------|----------------|
| <br> | CC12-C-250-N | 1 LED 8W      | @230Vac |                 |         |                |
|      |              |               |         |                 |         |                |

POTENZIOMETRO  
POTENTIOMETER

CODE  
POT-M-REG-N

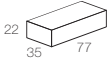



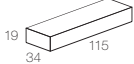





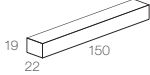




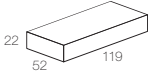




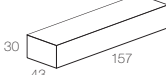













\*Disponibile su richiesta  
Available upon request

# Alimentatori 350mA IP20











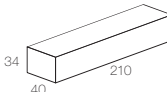
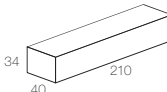


















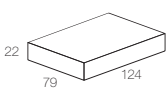






























## 350mA LED driver IP20

### ■ NON DIMMERABILI NOT DIMMABLE

| IP20 | CODE          | MIN - MAX LED                                                     | Vin     | DIMENSIONS (mm)                                                                     | CUT-OUT                                                                                   | CERTIFICATIONS                                                                                                                                                                                                                                                                                                                                                                                                                                      |
|------|---------------|-------------------------------------------------------------------|---------|-------------------------------------------------------------------------------------|-------------------------------------------------------------------------------------------|-----------------------------------------------------------------------------------------------------------------------------------------------------------------------------------------------------------------------------------------------------------------------------------------------------------------------------------------------------------------------------------------------------------------------------------------------------|
| IP20 | CC6-F-350-N   | 1 - 6 LED 1W<br>1 LED 4W<br>1 LED ZOOM                            | @230Vac |    |  Ø 42   |   * EAC                                                                                                                                                                                                                                                                       |
|      |               | 1 - 6 LED 1W<br>1 LED 4W<br>1 LED ZOOM                            | @110Vac |                                                                                     |                                                                                           |                                                                                                                                                                                                                                                                                                                                                                                                                                                     |
| IP20 | CC14-F-350N   | 1 - 13 LED 1W<br>1 - 4 LED 4W<br>1 - 3 LED ZOOM<br>1 LED 12W      | @230Vac |    |  Ø 40   |     *                                                                                                   |
|      |               | 1 - 9 LED 1W<br>1 - 2 LED 4W<br>1 - 2 LED ZOOM                    | @110Vac |                                                                                     |                                                                                           |                                                                                                                                                                                                                                                                                                                                                                                                                                                     |
| IP20 | CC15-F-350-S  | 1 - 13 LED 1W<br>1 - 3 LED 4W<br>1 - 3 LED ZOOM<br>1 LED 12W      | @230Vac |    |  Ø 32   |    * EAC                                                                                                                                                                                   |
|      |               | 1 - 5 LED 1W<br>1 LED 4W<br>1 LED ZOOM                            | @110Vac |                                                                                     |                                                                                           |                                                                                                                                                                                                                                                                                                                                                                                                                                                     |
| IP20 | CC20-F-350-N  | 1 - 16 LED 1W<br>1 - 5 LED 4W<br>1 - 4 LED ZOOM<br>1 LED 12W      | @230Vac |    |  Ø 55   |    * EAC                                                                                                                                                                                   |
|      |               |                                                                   |         |                                                                                     |                                                                                           |                                                                                                                                                                                                                                                                                                                                                                                                                                                     |
| IP20 | CC25-F-350-NT | 7 - 16 LED 1W<br>3 - 5 LED 4W<br>2 - 4 LED ZOOM<br>1 LED 12W      | @230Vac |   |  Ø 45 |   EAC                                                                                                                                                                                |
|      |               |                                                                   |         |                                                                                     |                                                                                           |                                                                                                                                                                                                                                                                                                                                                                                                                                                     |
| IP20 | CC50-F-350-N  | 10 - 23 LED 1W<br>1 - 8 LED 4W<br>1 - 6 LED ZOOM<br>1 - 2 LED 12W | @230Vac |  |  Ø 84 |     * EAC  |
|      |               | 10 - 23 LED 1W<br>1 - 8 LED 4W<br>1 - 6 LED ZOOM<br>1 - 2 LED 12W | @110Vac |                                                                                     |                                                                                           |                                                                                                                                                                                                                                                                                                                                                                                                                                                     |

## DIMMERABILI - MULTIFUNZIONE - PUSH - 1-10

DIMMABLE - MULTIFUNCTION - PUSH - 1-10

| IP20                                                                                                                                                                                                                                                            | CODE          | MIN - MAX LED                                                                    | Vin     | DIMENSIONS (mm)                                                                                  | CUT-OUT                                                                                  | CERTIFICATIONS                                                                                                                                                                                                                                                                                                                                                                                                                                                                                                                      |
|-----------------------------------------------------------------------------------------------------------------------------------------------------------------------------------------------------------------------------------------------------------------|---------------|----------------------------------------------------------------------------------|---------|--------------------------------------------------------------------------------------------------|------------------------------------------------------------------------------------------|-------------------------------------------------------------------------------------------------------------------------------------------------------------------------------------------------------------------------------------------------------------------------------------------------------------------------------------------------------------------------------------------------------------------------------------------------------------------------------------------------------------------------------------|
| <br><br>       | CC20-M-350-N  | 1 - 14 LED 1W<br>1 - 4 LED 4W<br>1 - 3 LED ZOOM<br>1 LED 12W                     | @230Vac | <br>22 52 119   |  Ø 55   |                                                                                                      |
|                                                                                                                                                                                                                                                                 |               | 1 - 14 LED 1W<br>1 - 4 LED 4W<br>1 - 3 LED ZOOM<br>1 LED 12W                     | @110Vac |                                                                                                  |                                                                                          |                                                                                                                                                                                                                                                                                                                                                                                                                                                                                                                                     |
|                                                                                                                                                                                 | CC30-M-350-NL | 1 - 18 LED 1W<br>1 - 6 LED 4W<br>1 - 4 LED ZOOM<br>1 LED 12W                     | @230Vac | <br>34 40 210   |  Ø 54   |                                                                                                                                                                                                                                                                            |
|                                                                                                                                                                                                                                                                 |               | 1 - 18 LED 1W<br>1 - 6 LED 4W<br>1 - 4 LED ZOOM<br>1 LED 12W                     | @110Vac |                                                                                                  |                                                                                          |                                                                                                                                                                                                                                                                                                                                                                                                                                                                                                                                     |
| <br><br>       | CC32-M-350-N  | 4 - 17 LED 1W<br>2 - 5 LED 4W<br>1 - 4 LED ZOOM<br>1 LED 12W                     | @230Vac | <br>21 67 103   |  Ø 72   |                                                                                                                                                                                         |
|                                                                                                                                                                                                                                                                 |               | 4 - 14 LED 1W<br>2 - 3 LED 4W<br>1 - 3 LED ZOOM<br>1 LED 12W                     | @110Vac |                                                                                                  |                                                                                          |                                                                                                                                                                                                                                                                                                                                                                                                                                                                                                                                     |
|                                                                                                                                                                                | CC40-M-350-NR | 4 - 18 LED 1W<br>2 - 6 LED 4W<br>1 - 4 LED ZOOM<br>1 LED 12W                     | @230Vac | <br>24 60 126 |  Ø 64 |                                                                                                                                                                                                                                                                                                                                                           |
|                                                                                                                                                                                                                                                                 |               | 4 - 18 LED 1W<br>2 - 6 LED 4W<br>1 - 4 LED ZOOM<br>1 LED 12W                     | @110Vac |                                                                                                  |                                                                                          |                                                                                                                                                                                                                                                                                                                                                                                                                                                                                                                                     |
| <br><br> | CC50-M-350-N  | 10 - 23 LED 1W<br>1 - 8 LED 4W<br>1 - 6 LED ZOOM<br>1 - 2 LED 12W                | @230Vac | <br>22 79 124 |  Ø 84 |       |
|                                                                                                                                                                                                                                                                 |               | 10 - 23 LED 1W<br>1 - 8 LED 4W<br>1 - 6 LED ZOOM<br>1 - 2 LED 12W                | @110Vac |                                                                                                  |                                                                                          |                                                                                                                                                                                                                                                                                                                                                                                                                                                                                                                                     |
| <br><br> | CC20-A-350-N  | 5 - 16 LED 1W<br>2 - 4 LED 4W<br>2 - 4 LED ZOOM<br>1 LED 12W<br>(DimToWarm)      | @230Vac | <br>22 52 119 |  Ø 72 |       |
|                                                                                                                                                                                                                                                                 |               | 5 - 15 LED 1W<br>2 - 3 LED 4W<br>2 - 3 LED ZOOM<br>1 LED 12W<br>(DimToWarm)      | @110Vac |                                                                                                  |                                                                                          |                                                                                                                                                                                                                                                                                                                                                                                                                                                                                                                                     |
| <br><br> | CC50-A-350-N  | 10 - 23 LED 1W<br>1 - 8 LED 4W<br>1 - 6 LED ZOOM<br>1 - 2 LED 12W<br>(DimToWarm) | @230Vac | <br>22 79 124 |  Ø 84 |                                                                                                                                                                                 |
|                                                                                                                                                                                                                                                                 |               | 10 - 23 LED 1W<br>1 - 8 LED 4W<br>1 - 6 LED ZOOM<br>1 - 2 LED 12W<br>(DimToWarm) | @110Vac |                                                                                                  |                                                                                          |                                                                                                                                                                                                                                                                                                                                                                                                                                                                                                                                     |

POTENZIOMETRO  
POTENTIOMETER

CODE  
POT-M-REG-N



\*Disponibile su richiesta  
Available upon request