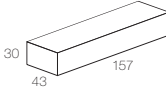


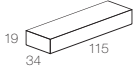


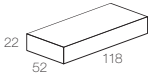







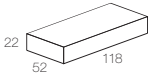



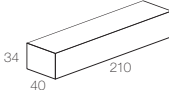


Alimentatori 180mA IP20

180mA LED driver IP20


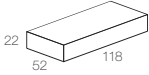



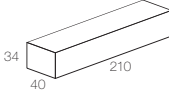


■ NON DIMMERABILI NOT DIMMABLE

IP20	CODE	MIN - MAX LED	V _{in}	DIMENSIONS (mm)	CUT-OUT	CERTIFICATIONS
	CC10-F-180-NT	1 LED 6W	@230Vac			
	CC14-F-180-N	1 LED 6W	@230Vac			
		1 LED 6W	@110Vac			
	CC20-F-180-N	1 LED 6W	@230Vac			
		1 LED 6W	@110Vac			



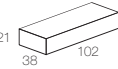


■ DIMMERABILI - MULTIFUNZIONE - PUSH - 1-10 DIMMABLE - MULTIFUNCTION - PUSH - 1-10

IP20	CODE	MIN - MAX LED	V _{in}	DIMENSIONS (mm)	CUT-OUT	CERTIFICATIONS
  	CC20-M-180-N	1 LED 6W	@230Vac			
		1 LED 6W	@110Vac			
	CC30-M-180-NL	1 LED 6W	@230Vac			
		1 LED 6W	@110Vac			

■ DIMMERABILI - DALI DIMMABLE - DALI

IP20	CODE	MIN - MAX LED	V _{in}	DIMENSIONS (mm)	CUT-OUT	CERTIFICATIONS
	CC20-D-180-N	1 LED 6W	@230Vac			
		1 LED 6W	@110Vac			
	CC30-D-180-NL	1 LED 6W	@230Vac			
		1 LED 6W	@110Vac			

■ DIMMERABILI - TAGLIO DI FASE (IGBT - TRIAC) DIMMABLE - PHASE CUT (IGBT - TRIAC)

IP20	CODE	MIN - MAX LED	V _{in}	DIMENSIONS (mm)	CUT-OUT	CERTIFICATIONS
  EMC TO REARM	CC6-C-180-N	1 LED 6W	@230Vac			

POTENZIOMETRO
POTENTIOMETER

CODE
POT-M-REG-N

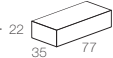


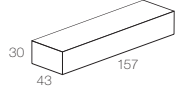


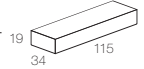


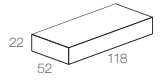




*Disponibile su richiesta
Available upon request


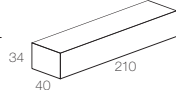





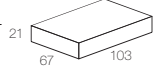


Alimentatori 250mA IP20

250mA LED driver IP20



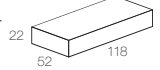



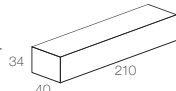


■ NON DIMMERABILI NOT DIMMABLE

IP20	CODE	MIN - MAX LED	Vin	DIMENSIONS (mm)	CUT-OUT	CERTIFICATIONS
	CC9-F-250-N	1 LED 8W	@230Vac	 22 35 77	 Ø 42	
		1 LED 8W	@110Vac			
	CC10-F-250-NT	1 LED 8W	@230Vac	 30 43 157	 Ø 53	
	CC14-F-250-N	1 LED 8W	@230Vac	 19 34 115	 Ø 40	
		1 LED 8W	@110Vac			
	CC20-F-250-N	1 LED 8W	@230Vac	 22 52 118	 Ø 55	



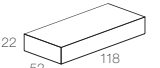


■ DIMMERABILI - MULTIFUNZIONE - PUSH - 1-10 DIMMABLE - MULTIFUNCTION - PUSH - 1-10

IP20	CODE	MIN - MAX LED	Vin	DIMENSIONS (mm)	CUT-OUT	CERTIFICATIONS
	CC30-M-250-NL	1 LED 8W	@230Vac	 34 40 210	 Ø 54	
		1 LED 8W	@110Vac			
  	CC32-M-250-N	1 LED 8W	@230Vac	 21 67 103	 Ø 72	
		1 LED 8W	@110Vac			

■ DIMMERABILI - DALI DIMMABLE - DALI

IP20	CODE	MIN - MAX LED	Vin	DIMENSIONS (mm)	CUT-OUT	CERTIFICATIONS
 	CC20-D-250-N	1 LED 8W	@230Vac	 22 52 118	 Ø 55	
		1 LED 8W	@110Vac			
	CC30-D-250-NL	1 LED 8W	@230Vac	 34 40 210	 Ø 54	
		1 LED 8W	@110Vac			

■ DIMMERABILI - TAGLIO DI FASE (IGBT - TRIAC) DIMMABLE - PHASE CUT (IGBT - TRIAC)

IP20	CODE	MIN - MAX LED	Vin	DIMENSIONS (mm)	CUT-OUT	CERTIFICATIONS
 	CC12-C-250-N	1 LED 8W	@230Vac	 22 52 118	 Ø 55	

POTENZIOMETRO
POTENTIOMETER

CODE
POT-M-REG-N

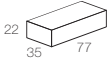



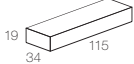





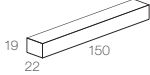




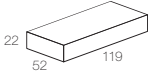




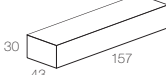













*Disponibile su richiesta
Available upon request

Alimentatori 350mA IP20











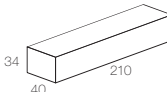
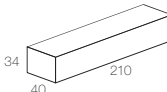


















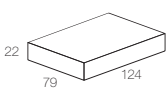

























350mA LED driver IP20

■ NON DIMMERABILI NOT DIMMABLE

IP20	CODE	MIN - MAX LED	Vin	DIMENSIONS (mm)	CUT-OUT	CERTIFICATIONS
IP20	CC6-F-350-N	1 - 6 LED 1W 1 LED 4W 1 LED ZOOM	@230Vac		 Ø 42	  * EAC
		1 - 6 LED 1W 1 LED 4W 1 LED ZOOM	@110Vac			
IP20	CC14-F-350N	1 - 13 LED 1W 1 - 4 LED 4W 1 - 3 LED ZOOM 1 LED 12W	@230Vac		 Ø 40	    *
		1 - 9 LED 1W 1 - 2 LED 4W 1 - 2 LED ZOOM	@110Vac			
IP20	CC15-F-350-S	1 - 13 LED 1W 1 - 3 LED 4W 1 - 3 LED ZOOM 1 LED 12W	@230Vac		 Ø 32	   * EAC
		1 - 5 LED 1W 1 LED 4W 1 LED ZOOM	@110Vac			
IP20	CC20-F-350-N	1 - 16 LED 1W 1 - 5 LED 4W 1 - 4 LED ZOOM 1 LED 12W	@230Vac		 Ø 55	   * EAC
IP20	CC25-F-350-NT	7 - 16 LED 1W 3 - 5 LED 4W 2 - 4 LED ZOOM 1 LED 12W	@230Vac		 Ø 45	  EAC 
IP20	CC50-F-350-N	10 - 23 LED 1W 1 - 8 LED 4W 1 - 6 LED ZOOM 1 - 2 LED 12W	@230Vac		 Ø 84	    * EAC 
		10 - 23 LED 1W 1 - 8 LED 4W 1 - 6 LED ZOOM 1 - 2 LED 12W	@110Vac			

DIMMERABILI - MULTIFUNZIONE - PUSH - 1-10

DIMMABLE - MULTIFUNCTION - PUSH - 1-10

IP20	CODE	MIN - MAX LED	Vin	DIMENSIONS (mm)	CUT-OUT	CERTIFICATIONS
  	CC20-M-350-N	1 - 14 LED 1W 1 - 4 LED 4W 1 - 3 LED ZOOM 1 LED 12W	@230Vac	 22 52 119	 Ø 55	  *  *  * EAC
		1 - 14 LED 1W 1 - 4 LED 4W 1 - 3 LED ZOOM 1 LED 12W	@110Vac			
	CC30-M-350-NL	1 - 18 LED 1W 1 - 6 LED 4W 1 - 4 LED ZOOM 1 LED 12W	@230Vac	 34 40 210	 Ø 54	  * 
		1 - 18 LED 1W 1 - 6 LED 4W 1 - 4 LED ZOOM 1 LED 12W	@110Vac			
  	CC32-M-350-N	4 - 17 LED 1W 2 - 5 LED 4W 1 - 4 LED ZOOM 1 LED 12W	@230Vac	 21 67 103	 Ø 72	  *  * EAC
		4 - 14 LED 1W 2 - 3 LED 4W 1 - 3 LED ZOOM 1 LED 12W	@110Vac			
	CC40-M-350-NR	4 - 18 LED 1W 2 - 6 LED 4W 1 - 4 LED ZOOM 1 LED 12W	@230Vac	 24 60 126	 Ø 64	 CLASS P
		4 - 18 LED 1W 2 - 6 LED 4W 1 - 4 LED ZOOM 1 LED 12W	@110Vac			
  	CC50-M-350-N	10 - 23 LED 1W 1 - 8 LED 4W 1 - 6 LED ZOOM 1 - 2 LED 12W	@230Vac	 22 79 124	 Ø 84	  *  *  * EAC SELV 120V
		10 - 23 LED 1W 1 - 8 LED 4W 1 - 6 LED ZOOM 1 - 2 LED 12W	@110Vac			
   DIM-TO-WARM	CC20-A-350-N	5 - 16 LED 1W 2 - 4 LED 4W 2 - 4 LED ZOOM 1 LED 12W (DimToWarm)	@230Vac	 22 52 119	 Ø 72	  *  *  * EAC 
		5 - 15 LED 1W 2 - 3 LED 4W 2 - 3 LED ZOOM 1 LED 12W (DimToWarm)	@110Vac			
   DIM-TO-WARM	CC50-A-350-N	10 - 23 LED 1W 1 - 8 LED 4W 1 - 6 LED ZOOM 1 - 2 LED 12W (DimToWarm)	@230Vac	 22 79 124	 Ø 84	  *  *  * EAC SELV 120V 
		10 - 23 LED 1W 1 - 8 LED 4W 1 - 6 LED ZOOM 1 - 2 LED 12W (DimToWarm)	@110Vac			

POTENZIOMETRO
POTENTIOMETER

CODE
POT-M-REG-N



*Disponibile su richiesta
Available upon request