

LIGHT SOURCE

LED quantity	1	
Power max	1 W – 2 W	
Total lumen output (3000K CRI>90)	1W: 10° - 74 lm 25° - 80 lm 40° - 79 lm 60° - 63 lm	2W: 10° - 100 lm 25° - 107 lm 40° - 106 lm 60° - 84 lm
Efficacy lm/W (3000K CRI>90)	1W: 10° - 74 lm/W 25° - 80 lm/W 40° - 79 lm/W 60° - 63 lm/W	2W: 10° - 50 lm/W 25° - 53 lm/W 40° - 53 lm/W 60° - 42 lm/W
CRI	>80 – >90	
LED Temperature	2200K - 2700K CRI>90 – 3000K CRI>90 – 4000K – 5000K	
Average operational life	50.000 hours	

OPTIC

Material	PMMA
Available optics	10° - 25° - 40° - 60°
Beam direction	Adjustable +/-45°, rotating +/-355°
Flux symmetry	Symmetrical

FIXTURE

Material	Aluminum
Available finishes	Hard coat anodized: 3 - Gray 4 - Black T - Titanium Z - Champagne Gold
IP Rate	IP40
Working Temperature	-20° ÷ +40°
Integrated fixing Systems	Ring nut, magnetic, applique

ELECTRICAL FEATURES

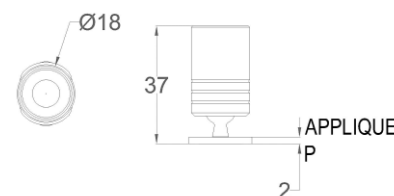
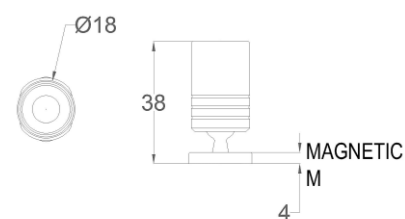
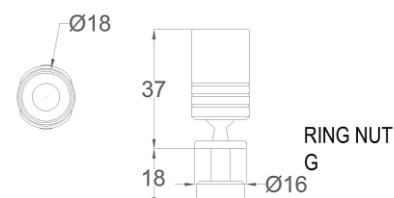
Driver	Remote
Dimmable	Push, 1-10V, DALI
Connection	In series at 350mA – 500mA
Class	III

MECHANICAL FEATURES

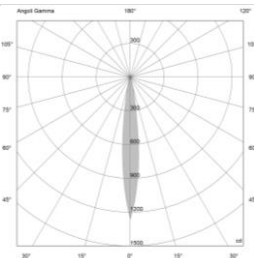
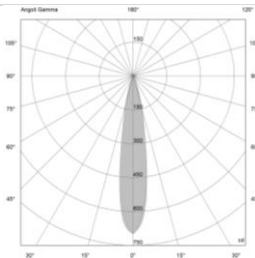
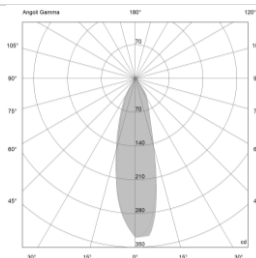
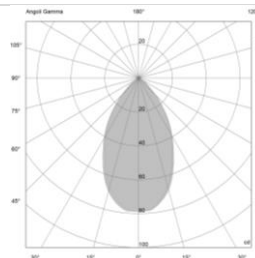
Dimensions (body)	Ø18 x 28 mm
Weight	30 gr
Installation	Wall, ceiling, floor mounting
Cut-out	Ø6 mm (G) - (M) - (P)
Use	Indoor

ACCESSORIES

Visors	Visor included in <i>Mini Tini</i> with visor version
Filters	-
Box/ Frame	-
Fixing system	-



PHOTOMETRIC DATA

10° Lens – 2W	25° Lens – 2W	40° Lens – 2W	60° Lens – 2W																																																																																																																
																																																																																																																			
<table> <tr> <th>H(m)</th><th>D(m)</th><th>E_{max}(lx)</th><th>E_{av}(lx)</th></tr> <tr> <td>10°</td><td></td><td></td><td></td></tr> <tr> <td><u>1.00</u></td><td>0.23</td><td>1267</td><td>779</td></tr> <tr> <td><u>2.00</u></td><td>0.45</td><td>317</td><td>195</td></tr> <tr> <td><u>3.00</u></td><td>0.68</td><td>141</td><td>87</td></tr> <tr> <td><u>4.00</u></td><td>0.90</td><td>79</td><td>49</td></tr> <tr> <td><u>5.00</u></td><td>1.13</td><td>51</td><td>31</td></tr> </table>	H(m)	D(m)	E _{max} (lx)	E _{av} (lx)	10°				<u>1.00</u>	0.23	1267	779	<u>2.00</u>	0.45	317	195	<u>3.00</u>	0.68	141	87	<u>4.00</u>	0.90	79	49	<u>5.00</u>	1.13	51	31	<table> <tr> <th>H(m)</th><th>D(m)</th><th>E_{max}(lx)</th><th>E_{av}(lx)</th></tr> <tr> <td>25°</td><td></td><td></td><td></td></tr> <tr> <td><u>1.00</u></td><td>0.33</td><td>699</td><td>449</td></tr> <tr> <td><u>2.00</u></td><td>0.66</td><td>175</td><td>112</td></tr> <tr> <td><u>3.00</u></td><td>0.99</td><td>78</td><td>50</td></tr> <tr> <td><u>4.00</u></td><td>1.32</td><td>44</td><td>28</td></tr> <tr> <td><u>5.00</u></td><td>1.65</td><td>28</td><td>18</td></tr> </table>	H(m)	D(m)	E _{max} (lx)	E _{av} (lx)	25°				<u>1.00</u>	0.33	699	449	<u>2.00</u>	0.66	175	112	<u>3.00</u>	0.99	78	50	<u>4.00</u>	1.32	44	28	<u>5.00</u>	1.65	28	18	<table> <tr> <th>H(m)</th><th>D(m)</th><th>E_{max}(lx)</th><th>E_{av}(lx)</th></tr> <tr> <td>40°</td><td></td><td></td><td></td></tr> <tr> <td><u>1.00</u></td><td>0.50</td><td>337</td><td>203</td></tr> <tr> <td><u>2.00</u></td><td>1.00</td><td>84</td><td>51</td></tr> <tr> <td><u>3.00</u></td><td>1.50</td><td>37</td><td>23</td></tr> <tr> <td><u>4.00</u></td><td>2.00</td><td>21</td><td>13</td></tr> <tr> <td><u>5.00</u></td><td>2.50</td><td>13</td><td>8</td></tr> </table>	H(m)	D(m)	E _{max} (lx)	E _{av} (lx)	40°				<u>1.00</u>	0.50	337	203	<u>2.00</u>	1.00	84	51	<u>3.00</u>	1.50	37	23	<u>4.00</u>	2.00	21	13	<u>5.00</u>	2.50	13	8	<table> <tr> <th>H(m)</th><th>D(m)</th><th>E_{max}(lx)</th><th>E_{av}(lx)</th></tr> <tr> <td>60°</td><td></td><td></td><td></td></tr> <tr> <td><u>1.00</u></td><td>1.14</td><td>79</td><td>40</td></tr> <tr> <td><u>2.00</u></td><td>2.29</td><td>20</td><td>10</td></tr> <tr> <td><u>3.00</u></td><td>3.43</td><td>9</td><td>4</td></tr> <tr> <td><u>4.00</u></td><td>4.57</td><td>5</td><td>3</td></tr> <tr> <td><u>5.00</u></td><td>5.72</td><td>3</td><td>2</td></tr> </table>	H(m)	D(m)	E _{max} (lx)	E _{av} (lx)	60°				<u>1.00</u>	1.14	79	40	<u>2.00</u>	2.29	20	10	<u>3.00</u>	3.43	9	4	<u>4.00</u>	4.57	5	3	<u>5.00</u>	5.72	3	2
H(m)	D(m)	E _{max} (lx)	E _{av} (lx)																																																																																																																
10°																																																																																																																			
<u>1.00</u>	0.23	1267	779																																																																																																																
<u>2.00</u>	0.45	317	195																																																																																																																
<u>3.00</u>	0.68	141	87																																																																																																																
<u>4.00</u>	0.90	79	49																																																																																																																
<u>5.00</u>	1.13	51	31																																																																																																																
H(m)	D(m)	E _{max} (lx)	E _{av} (lx)																																																																																																																
25°																																																																																																																			
<u>1.00</u>	0.33	699	449																																																																																																																
<u>2.00</u>	0.66	175	112																																																																																																																
<u>3.00</u>	0.99	78	50																																																																																																																
<u>4.00</u>	1.32	44	28																																																																																																																
<u>5.00</u>	1.65	28	18																																																																																																																
H(m)	D(m)	E _{max} (lx)	E _{av} (lx)																																																																																																																
40°																																																																																																																			
<u>1.00</u>	0.50	337	203																																																																																																																
<u>2.00</u>	1.00	84	51																																																																																																																
<u>3.00</u>	1.50	37	23																																																																																																																
<u>4.00</u>	2.00	21	13																																																																																																																
<u>5.00</u>	2.50	13	8																																																																																																																
H(m)	D(m)	E _{max} (lx)	E _{av} (lx)																																																																																																																
60°																																																																																																																			
<u>1.00</u>	1.14	79	40																																																																																																																
<u>2.00</u>	2.29	20	10																																																																																																																
<u>3.00</u>	3.43	9	4																																																																																																																
<u>4.00</u>	4.57	5	3																																																																																																																
<u>5.00</u>	5.72	3	2																																																																																																																

NOTES