

MICRO














-  IP67
-  Class III 350mA
-  Class II 220-240Vac
-  Montaggio a parete, soffitto, pavimento
Wall, ceiling, floor mounting
-  WIPS - Water Infiltration Protection System
-  Cavo in neoprene 200 cm
200 cm neoprene cable
(disponibile lunghezza cavo su misura)
(additional cable length available upon request)
-  Collegare in serie 350mA
Connect in series at 350mA
-  Alimentazione integrata, collegare alla tensione di rete 220-240Vac
Built-in driver, connect directly to the line voltage to 220-240Vac
-  160 gr
-  Altamente riciclabile
Highly recyclable

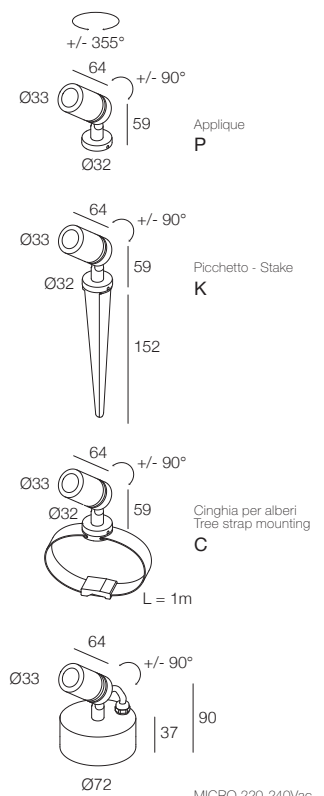


Tre sistemi di fissaggio
Alte prestazioni
Totale integrazione
all'ambiente

Three fastening systems
High performance
Total integration with the
environment














MICRO

	3W 350mA	3W 220-240Vac	Finiture Finish	Colore LED LED Colour	Elementi di fissaggio Fixing element
Lumen Output 3000K	270lm	270lm			
 15° Lens	7A0833. _ _ _	7A4028. _ _ _	 3 Grigio - Gray  4 Nero - Black  E Ottone Integrale Massive Brass	 U 2200K  Y 2700K  W 3000K CRI > 90  6 3000K  9 4000K	P Applique - Applique K Picchetto - Stake C Cinghia per alberi Tree strap mounting
 30° Lens	760833. _ _ _	764028. _ _ _			
 60° Lens	750833. _ _ _	754028. _ _ _			
 Vetro satinato Frosted glass	710832. _ _ _	714028. _ _ _			
 Lente ellittica Elliptical lens	770833. _ _ _	774028. _ _ _			



MICRO

CON NIDO D'APE - WITH HEX LOUVER

	3W 350mA	3W 220-240Vac	Finiture Finish	Colore LED LED Colour	Elementi di fissaggio Fixing element
Lumen Output 3000K	270lm	270lm			
 15° Lens	7A4151. _ _ _	7A4152. _ _ _	 3 Grigio - Gray  4 Nero - Black  E Ottone Integrale Massive Brass	 U 2200K  Y 2700K  W 3000K CRI > 90  6 3000K  9 4000K	P Applique - Applique K Picchetto - Stake C Cinghia per alberi Tree strap mounting
 30° Lens	764151. _ _ _	764152. _ _ _			
 60° Lens	754151. _ _ _	754152. _ _ _			
 Vetro satinato Frosted glass	714151. _ _ _	714152. _ _ _			
 Lente ellittica Elliptical lens	774151. _ _ _	774152. _ _ _			

ALIMENTATORI CONSIGLIATI (non inclusi)
SUGGESTED DRIVERS (not included)

350mA CC20-F-350-N

ACCESSORI
ACCESSORIES



Visiera antiabbagliamento
Low glare visor
A00846_0



Visiera cilindrica antiabbagliamento
Low glare snoot
A00847_0



Connettore stagno
Watertight connector
A00387.40

EXAMPLE CODE COMPOSITION
123456.

