

LIGHT SOURCE

LED quantity	1	
Power max	1 W – 2 W	
Total lumen output (3000K CRI>90)	1W: 10° - 60 lm 25° - 66 lm 40° - 44 lm 130° - 57 lm Elliptical lens – 42 lm	2W: 10° - 81 lm 25° - 88 lm 40° - 59 lm 130° - 100 lm Elliptical lens – 56 lm
Efficacy lm/W (3000K CRI>90)	1W: 10° - 60 lm/W 25° - 66 lm/W 40° - 44 lm/W 130° - 57 lm/W Elliptical lens – 42 lm/W	2W: 10° - 40 lm/W 25° - 44 lm/W 40° - 30 lm/W 130° - 50 lm/W Elliptical lens – 28 lm/W
CRI	>80 – >90	
LED Temperature	2200K – 2700K CRI>90 – 3000K CRI>90 – 4000K	
Average operational life	50.000 hours	

OPTIC

Material	PMMA
Available optics	10° - 25° - 40° - 130° - Elliptical lens
Beam direction	Fixed
Flux symmetry	Symmetrical, asymmetrical

FIXTURE

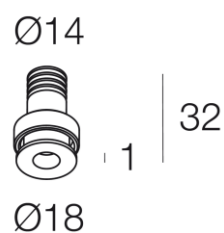
Material	Aluminum
Available finishes	Hard coat anodized: 3 - Gray 4 - Black Powder coated: 7 - White Chrome plated: 1 - Shiny chrome
IP Rate	IP40
Working Temperature	-20° ÷ +40°
Integrated fixing Systems	Ring nut

ELECTRICAL FEATURES

Driver	Remote
Dimmable	Push, 1-10V, DALI
Connection	In series at 350mA – 500mA
Class	III

MECHANICAL FEATURES

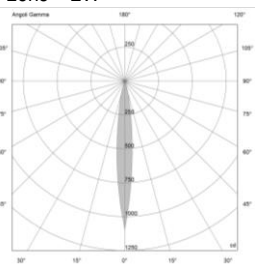
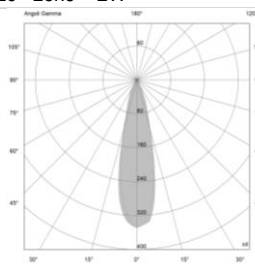
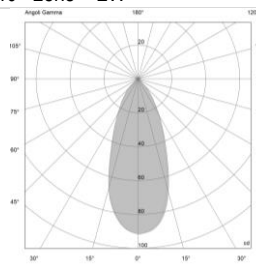
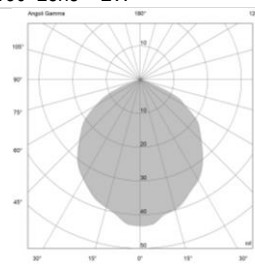
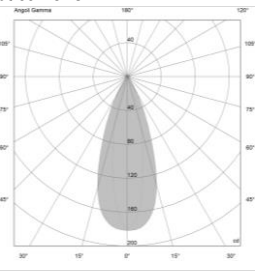
Dimensions	Ø18 x 32 mm
Weight	16 gr
Installation	Wall, ceiling recessed
Cut-out	Ø14 mm
Use	Indoor



ACCESSORIES

Visors	-
Filters	-
Box/ Frame	-
Fixing system	-

PHOTOMETRIC DATA

10° Lens – 2W	25° Lens – 2W	40° Lens – 2W	130° Lens – 2W																																																																																																																
																																																																																																																			
<table> <tr> <th>H(m)</th><th>D(m)</th><th>E_{max}(lx)</th><th>E_{av}(lx)</th></tr> <tr> <td>10°</td><td></td><td></td><td></td></tr> <tr> <td><u>1.00</u></td><td>0.20</td><td>1100</td><td>666</td></tr> <tr> <td><u>2.00</u></td><td>0.41</td><td>275</td><td>166</td></tr> <tr> <td><u>3.00</u></td><td>0.61</td><td>122</td><td>74</td></tr> <tr> <td><u>4.00</u></td><td>0.82</td><td>69</td><td>42</td></tr> <tr> <td><u>5.00</u></td><td>1.02</td><td>44</td><td>27</td></tr> </table>	H(m)	D(m)	E _{max} (lx)	E _{av} (lx)	10°				<u>1.00</u>	0.20	1100	666	<u>2.00</u>	0.41	275	166	<u>3.00</u>	0.61	122	74	<u>4.00</u>	0.82	69	42	<u>5.00</u>	1.02	44	27	<table> <tr> <th>H(m)</th><th>D(m)</th><th>E_{max}(lx)</th><th>E_{av}(lx)</th></tr> <tr> <td>25°</td><td></td><td></td><td></td></tr> <tr> <td><u>1.00</u></td><td>0.44</td><td>349</td><td>224</td></tr> <tr> <td><u>2.00</u></td><td>0.88</td><td>87</td><td>56</td></tr> <tr> <td><u>3.00</u></td><td>1.32</td><td>39</td><td>25</td></tr> <tr> <td><u>4.00</u></td><td>1.76</td><td>22</td><td>14</td></tr> <tr> <td><u>5.00</u></td><td>2.20</td><td>14</td><td>9</td></tr> </table>	H(m)	D(m)	E _{max} (lx)	E _{av} (lx)	25°				<u>1.00</u>	0.44	349	224	<u>2.00</u>	0.88	87	56	<u>3.00</u>	1.32	39	25	<u>4.00</u>	1.76	22	14	<u>5.00</u>	2.20	14	9	<table> <tr> <th>H(m)</th><th>D(m)</th><th>E_{max}(lx)</th><th>E_{av}(lx)</th></tr> <tr> <td>40°</td><td></td><td></td><td></td></tr> <tr> <td><u>1.00</u></td><td>0.76</td><td>92</td><td>55</td></tr> <tr> <td><u>2.00</u></td><td>1.52</td><td>23</td><td>14</td></tr> <tr> <td><u>3.00</u></td><td>2.28</td><td>10</td><td>6</td></tr> <tr> <td><u>4.00</u></td><td>3.04</td><td>6</td><td>3</td></tr> <tr> <td><u>5.00</u></td><td>3.81</td><td>4</td><td>2</td></tr> </table>	H(m)	D(m)	E _{max} (lx)	E _{av} (lx)	40°				<u>1.00</u>	0.76	92	55	<u>2.00</u>	1.52	23	14	<u>3.00</u>	2.28	10	6	<u>4.00</u>	3.04	6	3	<u>5.00</u>	3.81	4	2	<table> <tr> <th>H(m)</th><th>D(m)</th><th>E_{max}(lx)</th><th>E_{av}(lx)</th></tr> <tr> <td>130°</td><td></td><td></td><td></td></tr> <tr> <td><u>1.00</u></td><td>2.58</td><td>43</td><td>12</td></tr> <tr> <td><u>2.00</u></td><td>5.17</td><td>11</td><td>3</td></tr> <tr> <td><u>3.00</u></td><td>7.75</td><td>5</td><td>1</td></tr> <tr> <td><u>4.00</u></td><td>10.3</td><td>3</td><td>1</td></tr> <tr> <td><u>5.00</u></td><td>12.9</td><td>2</td><td>0</td></tr> </table>	H(m)	D(m)	E _{max} (lx)	E _{av} (lx)	130°				<u>1.00</u>	2.58	43	12	<u>2.00</u>	5.17	11	3	<u>3.00</u>	7.75	5	1	<u>4.00</u>	10.3	3	1	<u>5.00</u>	12.9	2	0
H(m)	D(m)	E _{max} (lx)	E _{av} (lx)																																																																																																																
10°																																																																																																																			
<u>1.00</u>	0.20	1100	666																																																																																																																
<u>2.00</u>	0.41	275	166																																																																																																																
<u>3.00</u>	0.61	122	74																																																																																																																
<u>4.00</u>	0.82	69	42																																																																																																																
<u>5.00</u>	1.02	44	27																																																																																																																
H(m)	D(m)	E _{max} (lx)	E _{av} (lx)																																																																																																																
25°																																																																																																																			
<u>1.00</u>	0.44	349	224																																																																																																																
<u>2.00</u>	0.88	87	56																																																																																																																
<u>3.00</u>	1.32	39	25																																																																																																																
<u>4.00</u>	1.76	22	14																																																																																																																
<u>5.00</u>	2.20	14	9																																																																																																																
H(m)	D(m)	E _{max} (lx)	E _{av} (lx)																																																																																																																
40°																																																																																																																			
<u>1.00</u>	0.76	92	55																																																																																																																
<u>2.00</u>	1.52	23	14																																																																																																																
<u>3.00</u>	2.28	10	6																																																																																																																
<u>4.00</u>	3.04	6	3																																																																																																																
<u>5.00</u>	3.81	4	2																																																																																																																
H(m)	D(m)	E _{max} (lx)	E _{av} (lx)																																																																																																																
130°																																																																																																																			
<u>1.00</u>	2.58	43	12																																																																																																																
<u>2.00</u>	5.17	11	3																																																																																																																
<u>3.00</u>	7.75	5	1																																																																																																																
<u>4.00</u>	10.3	3	1																																																																																																																
<u>5.00</u>	12.9	2	0																																																																																																																
Elliptical lens – 2W																																																																																																																			
																																																																																																																			
<table> <tr> <th>H(m)</th><th>D(m)</th><th>E_{max}(lx)</th><th>E_{av}(lx)</th></tr> <tr> <td>20 x 40</td><td></td><td></td><td></td></tr> <tr> <td><u>1.00</u></td><td>0.39</td><td>182</td><td>114</td></tr> <tr> <td><u>2.00</u></td><td>0.74</td><td>45</td><td>29</td></tr> <tr> <td><u>3.00</u></td><td>1.18</td><td>20</td><td>13</td></tr> <tr> <td><u>4.00</u></td><td>1.57</td><td>11</td><td>7</td></tr> <tr> <td><u>5.00</u></td><td>1.96</td><td>7</td><td>5</td></tr> </table>	H(m)	D(m)	E _{max} (lx)	E _{av} (lx)	20 x 40				<u>1.00</u>	0.39	182	114	<u>2.00</u>	0.74	45	29	<u>3.00</u>	1.18	20	13	<u>4.00</u>	1.57	11	7	<u>5.00</u>	1.96	7	5																																																																																							
H(m)	D(m)	E _{max} (lx)	E _{av} (lx)																																																																																																																
20 x 40																																																																																																																			
<u>1.00</u>	0.39	182	114																																																																																																																
<u>2.00</u>	0.74	45	29																																																																																																																
<u>3.00</u>	1.18	20	13																																																																																																																
<u>4.00</u>	1.57	11	7																																																																																																																
<u>5.00</u>	1.96	7	5																																																																																																																

NOTES