

## LIGHT SOURCE

LED quantity (L=490 mm)	1	
Power max	12 W/m – 25 W/m	
Total lumen output (L=490 mm 3000K CRI>90)	12W/m: Opal cover - 231 lm	25W/m: Opal cover – 460 lm
Efficacy lm/W (L=490 mm 3000K CRI>90)	12W/m: Opal cover - 38 lm/W	25W/m: Opal cover – 38 lm/W
CRI	>80 – >90	
LED Temperature	2200K – 2500K – 2700K CRI>90 - 3000K CRI>90 – 3500K CRI>90 - 4000K CRI>90	
Average operational life	50.000 hours	

## OPTIC

Material	Polycarbonate
Available optics	Opal cover
Beam direction	Fixed
Flux symmetry	Symmetrical

## FIXTURE

Material	Aluminum
Available finishes	Hard coat anodized: 4 - Black
IP Rate	IP40
Working Temperature	-20° ÷ +40°
Integrated fixing Systems	Suspension cables

## ELECTRICAL FEATURES

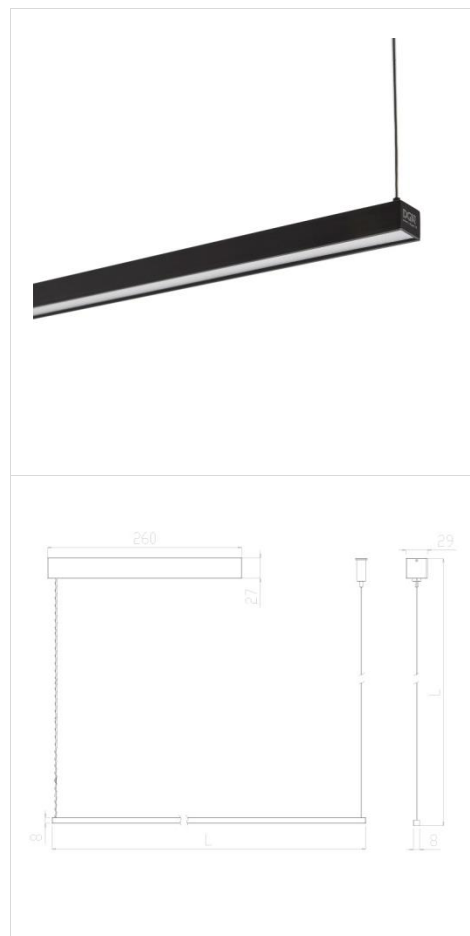
Driver	Remote
Dimmable	No
Connection	At 220-240 Vac
Class	II

## MECHANICAL FEATURES

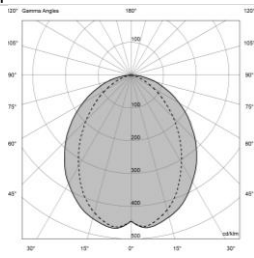
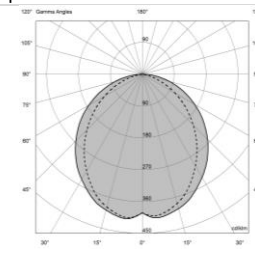
Dimensions (body)	8 x 8 x L mm
Weight	400 gr/m
Installation	Suspension mounting
Cut-out	-
Use	Indoor

## ACCESSORIES

Visors	-
Filters	-
Box/ Frame	-
Fixing system	-



## PHOTOMETRIC DATA

Opal Cover – 12W/m				Opal Cover – 25W/m					
									
H(m)	D(m)	E <sub>max</sub> (lx)	E <sub>av</sub> (lx)	H(m)	D(m)	E <sub>max</sub> (lx)	E <sub>av</sub> (lx)		
<b>110°</b>				<b>110°</b>					
<u>1.00</u>	2.48	107	38	<u>1.00</u>	2.84	186	56		
<u>2.00</u>	4.95	27	10	<u>2.00</u>	5.68	47	14		
<u>3.00</u>	7.43	12	4	<u>3.00</u>	8.52	21	6		
<u>4.00</u>	9.90	7	2	<u>4.00</u>	11.36	12	3		
<u>5.00</u>	12.38	4	2	<u>5.00</u>	14.20	7	2		

## NOTES

Lunghezze ottimizzate (cm)  
Optimized lengths (cm)

097 100 103 106 109 112 115 118 121 124 127 130 133 136 139 142 145 148 151 154 157 160 163 166 169 172  
175 178 181 184 187 190 193 196 199 202 205 208 211 214 217 220 223 226 229 232 235 238 241 244 247 250  
253 256 259 262 265 268 271 274 277 280 283 286 289 292 295 298

Misure personalizzate su richiesta  
Custom lengths upon request

Lunghezza profilo Profile length	N. cavi sospensione N. suspension cables
0 - 120 cm	2 H=300 cm
121 - 200 cm	3 H=300 cm
201 - 298 cm	4 H=300 cm