
























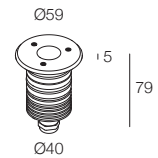
ARCO 60 i TX

-  IP67
-  Class III
-  Incasso a parete, soffitto, pavimento
Wall, ceiling, floor recessed
-  WIPS - Water Infiltration Protection System
-  Carrabile 2000 kg
Drive over up to 2000 kg
-  Cavo in neoprene 100 cm
100 cm neoprene cable
(disponibile lunghezza cavo su misura)
(additional cable length available upon request)
-  Collegare in serie 350mA
Connect in series at 350mA
-  Collegare in parallelo 24Vdc
Connect in parallel at 24Vdc
-  285 gr
-  Altamente riciclabile
Highly recyclable



ARCO 60 i TX

	3W 350mA	3W 24Vdc	3W RGB 350mA	Finiture Finish	Colore LED LED Colour
Lumen 3000K	300lm	300lm			
 15° Lens	7A4066._ _	7A4067._ _		<ul style="list-style-type: none">  3 Grigio - Gray  4 Nero - Black  6 Acciaio Inox Stainless Steel AISI 316L  U 2200K  Y 2700K  6 3000K  9 4000K  7 RGB <small>Available on some products only</small> 	
 30° Lens	764066._ _	764067._ _	764068._ 7		
 60° Lens	754066._ _	754067._ _			
 Vetro satinato Frosted glass	714066._ _	714067._ _	714068._ 7		
 Lente ellittica Elliptical lens	774066._ _	774067._ _			



ALIMENTATORI CONSIGLIATI (non inclusi)
SUGGESTED DRIVERS (not included)

350mA CC20-F-350-N
350mA RGB CC36-X-350-N
24Vdc CV20-F-24-N


ACCESSORI
ACCESSORIES



Controcassa
Recessed box
A00957.30



Connettore stagno
Watertight connector
A00387.40

 Ø 50 mm

EXAMPLE CODE COMPOSITION
123456.

LED COLOUR
FINISH