








ACROBAT

-  IP40
-  Class III
-  Incasso a parete, soffitto
Wall, ceiling recessed
-  Collegare in serie 350mA
Connect in series at 350mA
-  78 gr
-  Ø 52 mm
-  Altamente riciclabile
Highly recyclable

















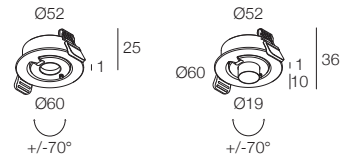
ACROBAT

CON MOLLE - WITH SPRINGS

SENZA VISIERA
WITHOUT SNOOT

CON VISIERA
WITH SNOOT

	3W 350mA	3W 350mA	Finiture Finish	Colore LED LED Colour	
Lumen Output 3000K	300lm	200lm			
 15° Lens	7A4266._ _	7A4270._ _	<ul style="list-style-type: none"> <li style="width: 50%;"> 3 Grigio - Gray <li style="width: 50%;"> U 2200K <li style="width: 50%;"> 4 Nero - Black <li style="width: 50%;"> Y 2700K <li style="width: 50%;"> 7 Bianco - White <li style="width: 50%;"> 6 3000K <li style="width: 50%;"> B1 Bronzo - Bronze <li style="width: 50%;"> W 3000K CRI > 90 <li style="width: 50%;"> 9 4000K <li style="width: 50%;"> 1 5000K 		
 30° Lens	764266._ _	764270._ _			
 60° Lens	754266._ _	754270._ _			
 Lente ellittica Elliptical lens	774266._ _	774270._ _			

















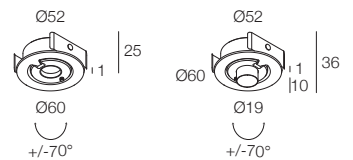
ACROBAT

CON MOLLE IN ACCIAIO ARMONICO
WITH FLAT LAMINATED SPRINGS

SENZA VISIERA
WITHOUT SNOOT

CON VISIERA
WITH SNOOT

	3W 350mA	3W 350mA	Finiture Finish	Colore LED LED Colour	
Lumen Output 3000K	300lm	200lm			
 15° Lens	7A4267._ _	7A4271._ _	<ul style="list-style-type: none"> <li style="width: 50%;"> 3 Grigio - Gray <li style="width: 50%;"> U 2200K <li style="width: 50%;"> 4 Nero - Black <li style="width: 50%;"> Y 2700K <li style="width: 50%;"> 7 Bianco - White <li style="width: 50%;"> 6 3000K <li style="width: 50%;"> B1 Bronzo - Bronze <li style="width: 50%;"> W 3000K CRI > 90 <li style="width: 50%;"> 9 4000K <li style="width: 50%;"> 1 5000K 		
 30° Lens	764267._ _	764271._ _			
 60° Lens	754267._ _	754271._ _			
 Lente ellittica Elliptical lens	774267._ _	774271._ _			



ALIMENTATORI CONSIGLIATI (non inclusi)
SUGGESTED DRIVERS (not included)

350mA CC20-F-350-N

EXAMPLE CODE COMPOSITION
123456.

